



# Section 6

---

## Budget Activity

Judith Marte, Chief Financial Officer

**Budget Activity Report Contents**

|   |          |
|---|----------|
| Introduction  | Page 467 |
| Glossary of Terms                                     | Page 470 |
| School Board Approved Amendments                      | Page 471 |
| Summary of SMART Program Budget Activity              | Page 477 |
| Analysis of Expenditure Changes from Previous Quarter | Page 478 |
| Expense Chart   | Page 479 |
| Notes to Budget Activity Report                       | Page 480 |
| Combined Summary Schedule                             | Page 483 |
| Financially Active Projects Summary                   | Page 485 |
| Financially Active Projects Detail                    | Page 486 |
| Completed & Meets Standard Projects Summary           | Page 547 |
| Completed & Meets Standard Projects Detail            | Page 548 |
| Remaining Projects Summary                            | Page 649 |
| Remaining Projects Details                            | Page 650 |

### Introduction:

The purpose of the Budget Activity Report Section is to provide information on the financial activity for projects in the SMART Program Quarterly Update. **The Budget Activity Report may give some indication about project activity, but it does not give the status of a project and should be used in conjunction with the School Spotlight construction status reports within this SMART Program Quarterly Update.** In this Budget Activity Report, projects are shown as “financially active” when the project has existing commitments and/or expenses. Project commitments and expenses include, but are not limited to, construction costs, design costs, permitting costs, advertising costs during the planning and procurement phase, equipment, work orders, and Program Management fees.

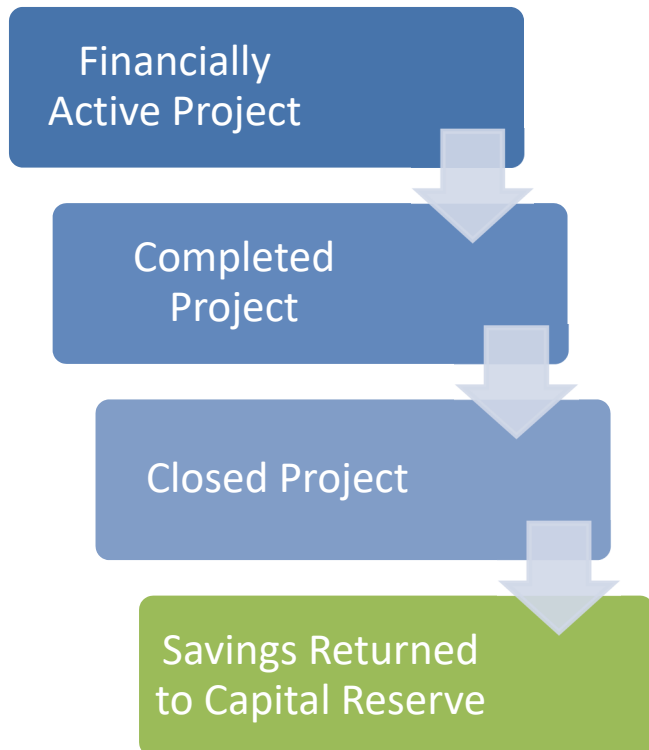
This Budget Activity Report is for the First Quarter of the 2019 Fiscal Year that ended on September 31, 2018. The capital budget for the SMART Program spans five fiscal years (Program Years 1, 2, 3, 4 & 5). During the first quarter the School Board approved financial impact increases for the following projects; SMART renovations at Griffin Elementary \$1.9M, Silver Trail Middle \$1.8M, Quiet Waters Elementary \$1.6M, Palm Cove Elementary \$1.3M and Charles W. Flanagan High \$6.8M. This report includes detail on the \$1 billion SMART Program funding included in Program Years 1 through 5.

|                      | (millions of \$)         |                          |                          |                          |  |   |
|----------------------|--------------------------|--------------------------|--------------------------|--------------------------|--|---|
| SMART Appropriations | Program Year 1 (FY 2015) | Program Year 2 (FY 2016) | Program Year 3 (FY 2017) | Program Year 4 (FY 2018) | Program Year 5 (FY 2019)                             | Total   |
| Safety               | \$ 24.8                  | \$ 32.7                  | \$ 25.8                  | \$ 26.4                  | <del>\$ 20.8</del><br><u>\$ 24.1</u>                 | <del>\$ 130.5</del><br><u>\$ 133.8</u>                  |
| Music & Art          | 5.5                      | 9.8                      | 13.5                     | 6.5                      | <del>5.7</del><br><u>6.0</u>                         | <del>41.0</del><br><u>41.3</u>                          |
| Athletics            | 1.8                      | 1.8                      | 1.9                      | 1.9                      | <del>0.0</del><br><u>0.2</u>                         | <del>7.4</del><br><u>7.6</u>                            |
| Renovation           | 162.4                    | 150.2                    | 165.6                    | 147.1                    | <del>136.9</del><br><u>145.2</u>                     | <del>762.2</del><br><u>770.5</u>                        |
| Technology           | 35.2                     | 20.5                     | 12.8                     |                          |  | 68.5  |
| <b>Total</b>         | <b>\$ 229.7</b>          | <b>\$ 215.0</b>          | <b>\$ 219.6</b>          | <b>\$ 181.9</b>          | <del><b>\$ 163.4</b></del><br><u><b>\$ 175.5</b></u> | <del><b>\$ 1009.6</b></del><br><u><b>\$ 1,021.7</b></u> |

### Introduction: (continued)

The voter approved \$800 million general obligation bonds (GOB) were combined with other non-GOB capital funding to total the \$1 billion SMART Program. Full details of the SMART Program are included in the District's Adopted District Educational Facilities Plan (Adopted DEFP). The first series of the GOB was issued in June 2015. Additional GOB series will be issued in the future to ensure the projects have available funds in-line with the projected construction delivery timelines.

The Budget Activity Report includes a section of Completed and Meets Standard Projects. When projects are marked as complete, meets standards, or complete prior, within the various status report sections (Technology, Music, Construction, etc.) the financial activity for the project is moved into the Completed Meets Standard Projects section. Completed Projects are projects that have had financial activity within the SMART Program and the scope of the project has been completed. **There may be some additional financial activity on these projects as the final payments are made and all the purchase orders are closed-out.** The other category of projects in this section is Meets Standard. This includes projects like the single point of entry projects that were assigned SMART Program funding, but during the planning and scope validation stage it was determined that renovations to implement single point of entry were completed prior to the SMART Program.



The financial life-cycle of a project starts when the project is **financially active**.

At the end of the implement improvements phase projects are marked as **complete**. These projects are in their final inspection for quality assurance, between substantial and final completion, which includes verification that the scope is completed according to approved specifications, final submittals of documents and closing out the vendor contract.

When all of the close-out steps are completed, final payments have been submitted to vendors, and all purchase orders have been reviewed and closed the project is **closed**.

After the project is closed, remaining funds are reported to the School Board and **returned to the District's Capital Reserve**.

### Introduction: (continued)

#### SMART Program Reserve



**THE DISTRICT SET ASIDE \$225 MILLION** in funding to mitigate potential funding risks in the SMART Program

| District Educational Facilities Plan Appropriations (in thousands) |                   |            |            |            |            |            |            |
|--|-------------------|------------|------------|------------|------------|------------|------------|
|  | Carryover FY 2017 | FY 2018    | FY 2019    | FY 2020    | FY 2021    | FY 2022    | Total      |
| Appropriations   |                   |            |            |            |            |            |            |
| COPs Debt Service *  | \$ 0              | \$ 146,881 | \$ 160,078 | \$ 166,068 | \$ 166,762 | \$ 170,018 | \$ 813,437 |
| Equipment & Building Leases  | 0                 | 17,119     | 14,513     | 11,430     | 11,442     | 16,796     | 71,300     |
| Facilities / Capital Salaries                                      | 0                 | 15,200     | 15,200     | 15,200     | 15,200     | 15,200     | 76,000     |
| Quality Assurance  | 0                 | 170        | 170        | 170        | 170        | 170        | 850        |
| Maintenance  | 994               | 66,000     | 64,000     | 64,000     | 64,000     | 64,000     | 322,504    |
| Facility Projects  | 22,750            | 7,300      | 0          | 0          | 0          | 0          | 30,050     |
| SMART Program  | 537,874           | 138,888    | 178,882    | 0          | 0          | 0          | 855,444    |
| SMART Program Reserve  | 71,042            | 658        | 18,354     | 59,839     | 69,807     | 0          | 219,700    |
| Charter Schools - State PECCO                                      | 0                 | 8,319      | 8,319      | 8,319      | 8,319      | 8,319      | 41,565     |
| Charter Schools - Local Millage                                    | 0                 | 12,711     | 13,863     | 16,211     | 19,824     | 24,067     | 86,676     |

|                       | Carryover FY 2017 | FY 2018 | FY 2019 | FY 2020 | FY 2021 | FY 2022 | Total   |
|-----------------------|-------------------|---------|---------|---------|---------|---------|---------|
| SMART Program Reserve | 71,042            | 658     | 18,354  | 59,839  | 69,807  | 0       | 219,700 |

\$219 million in the SMART Reserve  
 + \$6 million added for additional single point of entry project  
**\$225 million**

Due to Approved Board items thru the end of FY19 Q1 the SMART Reserve balance is currently \$175.2 million (including future years).

#### Bond Oversight Committee

On January 27, 2015 the School Board approved a resolution to create the Bond Oversight Committee (BOC) to act as an independent citizen's advisory committee to the School Board. The District recognizes the importance of establishing a mechanism to encourage greater accountability, transparency, public support and confidence in the use of GOB funds. Florida TaxWatch, a not-for-profit government watchdog group is providing the BOC independent analysis and recommendations on best practices.

The Budget Activity Report Section is organized in a logical way that includes this Introduction, a Glossary of Terms and Notes to the Budget Activity Report.

**Glossary of Terms:**

**GOB:** Funding from the General Obligation Bond

**Non-GOB:** Funding from all other capital funds.

**Original Budget:** The budget approved at the May 19, 2015 school board meeting that established the 5-year budgets for the SMART program.

**Current Budget:** The current approved budget that includes any School Board approved changes that impacted the Original Budget.

**Commitment:** Project obligation, for example purchase orders, contracts or requisitions.

**Financially Active Project:** Within this Budget Activity Report, projects are shown as financially active when the project has existing commitments or expenses. Project commitments and expenses include, but are not limited to, advertising costs during the planning and procurement phase, design costs, construction costs, permitting costs, equipment, work orders, and Program Management fees.

**Completed Projects:** Projects that have had financial activity within the SMART Program and the scope of the project has been completed. There may be some additional financial activity on these projects as the final payments are made and all of the purchase orders are closed-out. When the Facilities Department partially accelerates a phase of a larger project, the project will not be shown as completed in the Budget Activity Report until the entire project is completed. These are noted as partially accelerated for early completion in the School Spotlights.

**Meets Standard Projects:** Projects that received SMART Program funding but were later determined to already have had the renovations completed prior to the SMART Program (aka **Complete Prior**).

### School Board Approved Amendments

Occasionally it will be necessary to make amendments to the SMART Program. When this happens, the School Board will review the request at a School Board meeting as part of their business agenda. When the Board votes to approve a requested amendment, the changes will be reflected in the SMART Program Budget Activity Report. Changes may include project budget increases or decreases made to reflect construction contract awards, and the scheduled delivery of the project. The approved changes are shown in the Budget Activity Report where there is a difference between the “Original Budget”, and the “Current Budget”.

### List of Approved SMART Program Amendments

| Board Meeting | Agenda Item #                       | School Name  | Project  | Approved Increase/ (Decrease) |
|---------------|-------------------------------------|--|--|-------------------------------|
| 1/20/16       | JJ-1                                | Crystal Lake MS  | Fire Alarm Replacement   | \$30,000                      |
| 1/20/16       | JJ-2                                | Attucks MS   | Building Envelope Improvements   | 182,125                       |
| 3/9/16        | Boundary Hearing Item 1             | Gulfstream Academy of Hallandale Beach K-8   | Due to combination of schools, \$50k music moved from old Gulfstream MS to newly created K-8 | Net Impact = 0                |
| 9/7/16        | Special School Board Meeting Item 1 | Various – Single Point of Entry and other projects that will benefit by completing them together | SMART Program Project Accelerations \$23.9M from Yr 4&5 to Yr 3                              | Net Impact = 0                |
| 1/18/17       | FF-1                                | Various – Music  | Accelerate SMART Music Funding \$7M from Yr 4&5 to Yr 3                                      | Net Impact = 0                |
| 2/7/17        | JJ-8                                | Markham ES   | Accelerate SMART Construction \$9.2M from Yr 4 to Yr 3                                       | Net Impact = 0                |
| 4/4/17        | JJ-1                                | McArthur HS  | Shift SMART Funding for building 6 into DEFP for new replacement building project            | (890,504)                     |
| 4/4/17        | JJ-2                                | Dillard ES   | Accelerate SMART Construction \$154k from Yr 4 to Yr 3                                       | Net Impact = 0                |
| 4/4/17        | JJ-3                                | Park Ridge ES  | Accelerate SMART Construction \$78k from Yr 5 to Yr 3  | Net Impact = 0                |
| 5/16/17       | JJ-6                                | Coral Springs Pre-K - 8  | Accelerate SMART Construction \$125k from Yr 5 to Yr 3                                       | Net Impact = 0                |
| 5/16/17       | JJ-7                                | Hollywood Hills ES   | Accelerate SMART Construction \$16k from Yr 5 to Yr 3  | Net Impact = 0                |
| 5/16/17       | JJ-8                                | Coral Springs MS   | Accelerate SMART Construction \$194k from Yr 4 to Yr 3                                       | Net Impact = 0                |
| 5/16/17       | JJ-9                                | Indian Trace ES  | Accelerate SMART Construction \$297k from Yr 4 to Yr 3                                       | Net Impact = 0                |

**List of Approved SMART Program Amendments**  
(continued)

| Board Meeting | Agenda Item # | School Name   | Project   | Approved Increase/ (Decrease) |
|---------------|---------------|---|---|-------------------------------|
| 5/16/17       | JJ-10         | Winston Park ES   | Accelerate SMART Construction \$297k from Yr 4 to Yr 3  | Net Impact = 0                |
| 9/6/17        | 1             | Various Locations – See Completed and Meets Standard Report within the Budget Activity Report Section | When the Board approved the Adopted DEFP FY18, the District recognized shifting funds for single point of entry projects as well as completed technology projects as savings. |                               |
|               |               |   | Technology Savings from Completed Projects  | (11,926,730)                  |
|               |               |   | Single Point Savings from Meets Standard Projects   | (2,888,000)                   |
| 9/6/17        | 1             | District-Wide   | Additional single point of entry projects as approved in the Adopted DEFP FY18  | 6,730,000                     |
| 10/17/17      | JJ-2          | McNicol Middle  | Construction Bid Recommendation - Single Point of Entry   | 25,000                        |
| 10/17/17      | JJ-3          | North Fork Elementary   | Construction Bid Recommendation - Single Point of Entry   | 28,863                        |
| 10/17/17      | JJ-12         | Monarch High  | Increase of Funds - Track Resurfacing   | 35,000                        |
| 10/17/17      | JJ-13         | Cypress Bay High  | Increase of Funds - Track Resurfacing   | 45,000                        |
| 10/17/17      | JJ-14         | Manatee Bay Elementary  | Construction Bid Recommendation - SMART Program Renovations   | 625,661                       |
| 11/7/17       | JJ-10         | Indian Ridge Elementary   | Construction Bid Recommendation - SMART Program Renovations   | 945,102                       |
| 11/7/17       | JJ-11         | Stranahan High  | SMART Funding Reduced and transferred to Accelerated Pool Renovation Project  | (204,423) *                   |
| 12/19/17      | JJ-8          | James Hunt Elementary   | Partial Acceleration of SMART Renovations – Replacement of Air Cooled Chiller   | Net Impact = 0                |
| 12/19/17      | JJ-9          | Cooper City Elementary  | Acceleration of School Choice Enhancement Program   | Net Impact = 0                |
| 12/19/17      | JJ-11         | Forest Glen Middle  | Additional Funding - Single Point of Entry  | 178,186                       |
| 12/19/17      | JJ-12         | Tradewinds Elementary   | Additional Funding - Single Point of Entry  | 186,560                       |

\* Added FY19Q1 -- Board item reducing SMART budget at Stranahan High was left off previous BOC reports in error



## List of Approved SMART Program Amendments

(continued)

| Board Meeting | Agenda Item # | School Name  | Project   | Approved Increase/ (Decrease) |
|---------------|---------------|--|---|-------------------------------|
| 12/19/17      | JJ-13         | Larkdale Elementary  | Additional Funding - Single Point of Entry                                  | 289,410                       |
| 12/19/17      | JJ-14         | Coconut Creek Elementary                                     | Construction Bid Recommendation - SMART Program Renovations                 | 517,143                       |
| 12/19/17      | JJ-15         | Cypress Elementary   | Construction Bid Recommendation - SMART Program Renovations                 | 452,897                       |
| 1/17/18       | JJ-7          | Lauderhill 6-12 School                                       | Additional Funding - Single Point of Entry                                  | 33,916                        |
| 1/17/18       | JJ-8          | Royal Palm Elementary  | Additional Funding - Single Point of Entry                                  | 44,120                        |
| 2/21/18       | JJ-2          | Lauderhill-Paul Turner ES, Park Ridge ES and Winston Park ES | Partial Acceleration of SMART Renovations - Professional Services Agreement | Net Impact = 0                |
| 2/21/18       | JJ-3          | Boulevard Heights ES, Lakeside ES                            | Partial Acceleration of SMART Renovations - Professional Services Agreement | Net Impact = 0                |
| 2/21/18       | JJ-4          | Hollywood Hills ES, North Andrews Gardens ES                 | Partial Acceleration of SMART Renovations - Professional Services Agreement | Net Impact = 0                |
| 2/21/18       | JJ-5          | Stephen Foster ES, Sheridan Park ES                          | Partial Acceleration of SMART Renovations - Professional Services Agreement | Net Impact = 0                |
| 2/21/18       | JJ-6          | Country Hills ES   | Partial Acceleration of SMART Renovations - Professional Services Agreement | Net Impact = 0                |
| 2/21/18       | JJ-7          | Sheridan Technical College                                   | Partial Acceleration of SMART Renovations - Professional Services Agreement | Net Impact = 0                |
| 2/21/18       | JJ-8          | Larkdale ES and Panther Run ES                               | Partial Acceleration of SMART Renovations - Professional Services Agreement | Net Impact = 0                |
| 2/21/18       | JJ-9          | Park Springs ES  | Partial Acceleration of SMART Renovations - Professional Services Agreement | Net Impact = 0                |

## List of Approved SMART Program Amendments

(continued)

| Board Meeting | Agenda Item # | School Name   | Project   | Approved Increase/ (Decrease) |
|---------------|---------------|---|---|-------------------------------|
| 3/6/18        | JJ-1          | Palmview ES and South Plantation HS                                       | Partial Acceleration of SMART Renovations - Professional Services Agreement             | Net Impact = 0                |
| 3/6/18        | JJ-2          | Meadowbrook ES, Whispering Pines Ed Ctr, Parkside ES, and Coconut Palm ES | Partial Acceleration of SMART Renovations - Professional Services Agreement             | Net Impact = 0                |
| 3/6/18        | JJ-3          | Gulfstream Academy of Hallandale Beach K-8, Harbordale ES and Watkins ES  | Partial Acceleration of SMART Renovations - Professional Services Agreement             | Net Impact = 0                |
| 3/6/18        | JJ-4          | Dania ES and Driftwood ES   | Partial Acceleration of SMART Renovations - Professional Services Agreement             | Net Impact = 0                |
| 3/6/18        | JJ-6          | Hunt Elementary   | Partial Acceleration of SMART Renovations - Professional Services Agreement             | Net Impact = 0                |
| 3/6/18        | JJ-7          | Sheridan Tech College   | Partial Acceleration of SMART Renovations - Professional Services Agreement             | Net Impact = 0                |
| 3/6/18        | JJ-12         | Stranahan High  | SMART Funding Reduced and transferred to New Cafeteria Addition and Renovations Project | (1,200,000) *                 |
| 3/20/18       | JJ-1          | Pompano Beach HS, Croissant Park ES and Coral Glades HS                   | Partial Acceleration of SMART Renovations - Professional Services Agreement             | Net Impact = 0                |
| 3/20/18       | JJ-2          | Bennett ES, Sunshine ES, Castle Hill Annex and Cross Creek School         | Partial Acceleration of SMART Renovations - Professional Services Agreement             | Net Impact = 0                |
| 3/20/18       | JJ-4          | Eagle Ridge Elementary School   | SMART Renovations   | 1,047,383                     |
| 4/10/18       | JJ-1          | Apollo MS and Welleby Elementary School                                   | Partial Acceleration of SMART Renovations - Professional Services Agreement             | Net Impact = 0                |
| 4/10/18       | JJ-2          | Stoneman Douglas HS   | Partial Acceleration of SMART Renovations - Professional Services Agreement             | Net Impact = 0                |
| 4/10/18       | JJ-3          | Thurgood Marshall Elementary School and Endeavour Primary Learning Center | Partial Acceleration of SMART Renovations - Professional Services Agreement             | Net Impact = 0                |
| 4/10/18       | JJ-5          | Cypress Bay HS  | Additional Funding - Single Point of Entry  | 116,336                       |

\* Added FY19Q1 -- Board item reducing SMART budget at Stranahan High was left off previous BOC reports in error

## List of Approved SMART Program Amendments

(continued)

| Board Meeting | Agenda Item # | School Name  | Project  | Approved Increase/ (Decrease) |
|---------------|---------------|--|--|-------------------------------|
| 4/17/18       | 1             | Blanche Ely HS   | 2 <sup>nd</sup> GMP Amendment to the Construction Services Agreement – SMART Renovations | 7,310,000                     |
| 4/24/18       | JJ-1          | Hallandale Magnet HS and Park Trails ES  | Partial Acceleration of SMART Renovations - Professional Services Agreement              | Net Impact = 0                |
| 4/24/18       | JJ-2          | Sanders Park ES  | Partial Acceleration of SMART Renovations - Professional Services Agreement              | Net Impact = 0                |
| 4/24/18       | JJ-3          | Stoneman Douglas HS  | Partial Acceleration of SMART Renovations - Professional Services Agreement              | Net Impact = 0                |
| 4/24/18       | JJ-5          | Cooper City HS, Coral Glades HS, Deerfield Beach HS, Hallandale HS, Monarch HS, Pompano Beach HS, South Plantation HS, and Stoneman Douglas HS | Acceleration of SMART Weight Room Renovations  | Net Impact = 0                |
| 4/24/18       | JJ-7          | Stranahan HS   | 2 <sup>nd</sup> GMP Amendment to the Construction Services Agreement – SMART Renovations | 13,710,000                    |
| 5/8/18        | JJ-1          | Cooper City HS   | Partial Acceleration of SMART Renovations - Professional Services Agreement              | Net Impact = 0                |
| 5/8/18        | JJ-2          | Bethune ES and Sawgrass ES   | Partial Acceleration of SMART Renovations - Professional Services Agreement              | Net Impact = 0                |
| 5/8/18        | JJ-3          | Sheridan Technical HS and Deerfield Beach HS   | Partial Acceleration of SMART Renovations - Professional Services Agreement              | Net Impact = 0                |
| 5/22/18       | JJ-1          | Castle Hill ES   | Award Construction Agreement – SMART Renovations   | 1,567,030                     |
| 5/22/18       | JJ-2          | Annabel C. Perry Pre-K-8   | Award Construction Agreement – SMART Renovations   | 1,950,037                     |
| 6/12/18       | JJ-1          | Coral Springs Pre-K-8 and Westglades MS  | Partial Acceleration of SMART Renovations - Professional Services Agreement              | Net Impact = 0                |
| 6/12/18       | JJ-2          | Plantation Park ES, Crystal Lake MS, Pines MS and Tradewinds ES  | Partial Acceleration of SMART Renovations - Professional Services Agreement              | Net Impact = 0                |

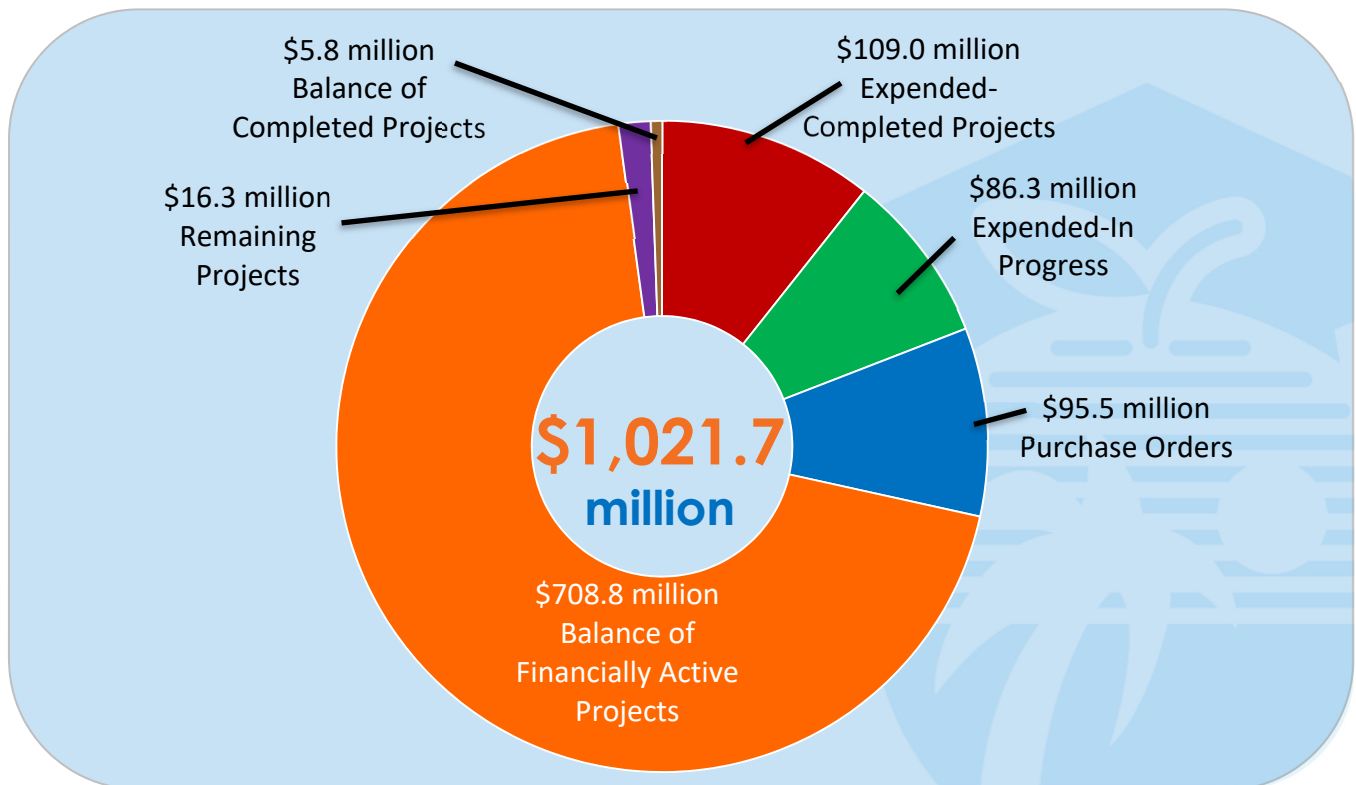
**List of Approved SMART Program Amendments**  
(continued)

| Board Meeting                    | Agenda Item # | School Name  | Project   | Approved Increase/ (Decrease) |
|----------------------------------|---------------|--|---|-------------------------------|
| 6/26/18                          | JJ-1          | Cooper City ES, Heron Heights ES, Nova Blanche Forman ES, Nova Eisenhower ES and Silver Palms ES | Partial Acceleration of SMART Renovations - Professional Services Agreement | Net Impact = 0                |
| 6/26/18                          | JJ-5          | Forest Hills ES  | Request for additional funding – SMART Renovations                          | 1,083,601                     |
| 6/26/18                          | JJ-6          | Bayview ES   | Request for additional funding – SMART Renovations                          | 946,739                       |
| 7/24/18                          | JJ-1          | Griffin Elementary   | Award the Construction Agreement - SMART Renovations                        | 1,868,208                     |
| 7/24/18                          | JJ-2          | Silver Trail Middle  | Award the Construction Agreement - SMART Renovations                        | 1,781,150                     |
| 8/7/18                           | JJ-11         | Quiet Waters Elementary  | Award the Construction Agreement - SMART Renovations                        | 1,576,000                     |
| 9/5/18                           | JJ-1          | Palm Cove Elementary   | Award the Construction Agreement - SMART Renovations                        | 1,318,659                     |
| 9/5/18                           | JJ-2          | Charles W. Flanagan High   | Approve GMP Amendment 1 to the Construction Services Agreement              | 6,793,361                     |
|                                  |               |  |   |                               |
|                                  |               |  |   |                               |
|                                  |               |  |   |                               |
| ➤ Original Budget (see page 483) |               |  |   | \$ 987,435,036                |
| ➤ Net Increase/(Decrease)        |               |  |   | 34,307,830                    |
| ➤ Current Budget (see page 483)  |               |  |   | \$ 1,021,742,866              |

### Summary of SMART Program Budget Activity

The table and chart below is a summary of the financial data that is presented in the three sections of the Budget Activity Report.

| <b>Budget Activity Report Section</b> | <b>Current Budget</b>   | <b>Commitments</b>   | <b>Expenditures</b>   | <b>Balance</b>        |
|---------------------------------------|-------------------------|----------------------|-----------------------|-----------------------|
| Financially Active Projects           | \$ 888,948,259          | \$ 93,785,023        | \$ 86,320,922         | \$ 708,842,314        |
| Completed/Meets Standard Projects     | 116,465,871             | 1,709,736            | 108,950,852           | 5,805,283             |
| Remaining Projects                    | 16,328,736              | 0                    | 0                     | 16,328,736            |
| <b>Total</b>                          | <b>\$ 1,021,742,866</b> | <b>\$ 95,494,759</b> | <b>\$ 195,271,774</b> | <b>\$ 730,976,333</b> |



**Analysis of Expenditure Changes from Previous Quarter**

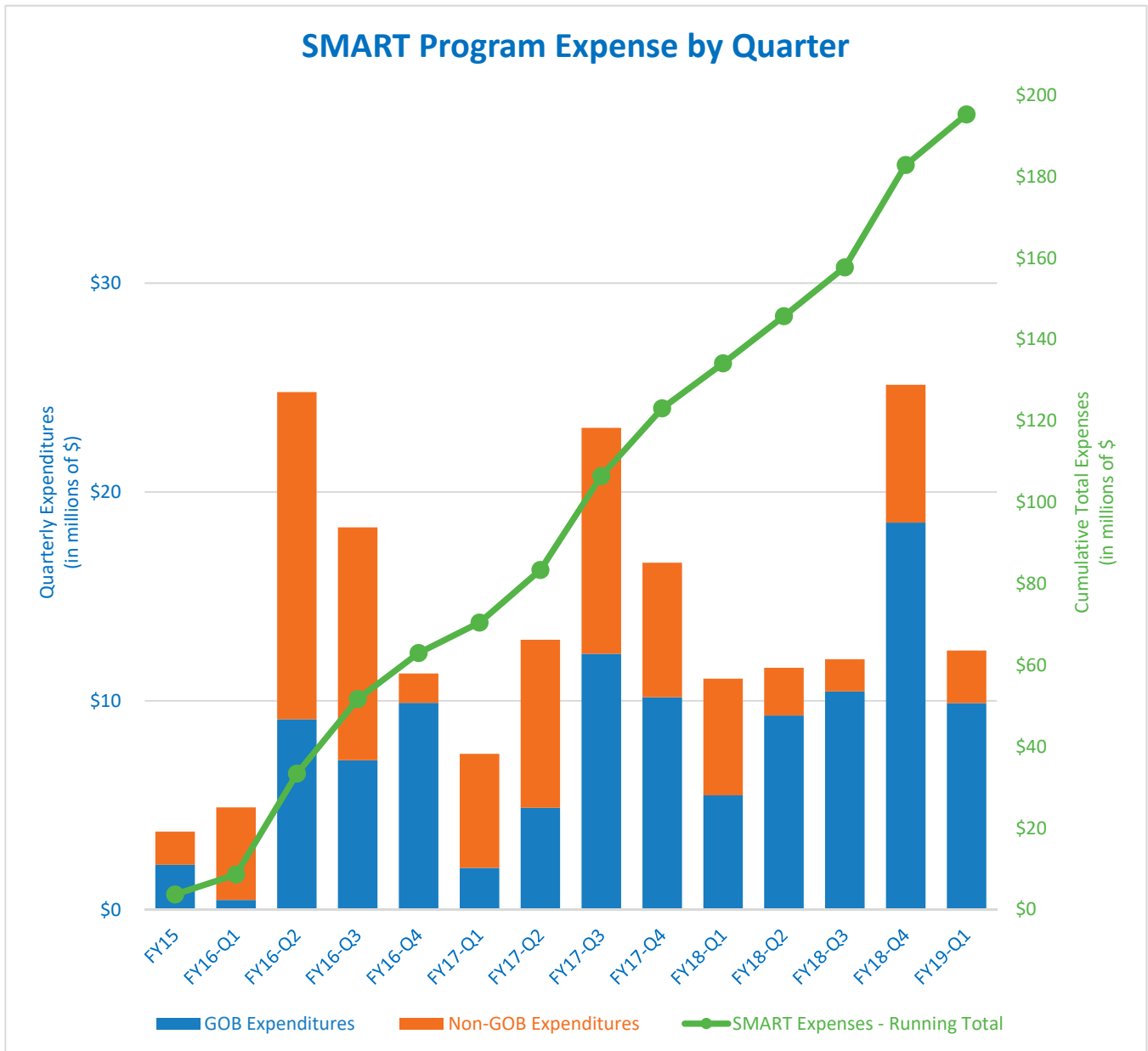
| <b>SMART Program Expenditures *</b> | <b>FY19 Q1<br/>(current)</b> | <b>FY18 Q4</b>               | <b>Increase<br/>(Decrease)</b> |
|-------------------------------------|------------------------------|------------------------------|--------------------------------|
| <b><u>GOB</u></b>                   |                              |                              |                                |
| Safety                              | \$ 10,899,680                | \$ 8,913,942                 | \$ 1,985,738                   |
| Music & Art                         | 2,352,870                    | 1,995,867                    | 357,003                        |
| Athletics                           | 6,085,366                    | 4,579,771                    | 1,505,595                      |
| Renovation                          | 57,989,997                   | 52,027,472                   | 5,962,525                      |
| Technology                          | 34,409,603                   | 34,332,430                   | 77,173                         |
| GOB Sub-Total                       | <u>111,737,516</u>           | <u>101,849,482</u>           | <u>9,888,034</u>               |
| <b><u>Non-GOB</u></b>               |                              |                              |                                |
| Safety                              | 2,508,377                    | 1,992,656                    | 515,721                        |
| Music & Art                         | 16,479,964                   | 15,793,227                   | 686,737                        |
| Athletics                           | 538                          | 524                          | 14                             |
| Renovation                          | 26,646,907                   | 25,328,428                   | 1,318,479                      |
| Technology                          | 37,898,472                   | 37,898,472                   | 0                              |
| Non-GOB Sub-Total                   | <u>83,534,258</u>            | <u>81,013,307</u>            | <u>2,520,951</u>               |
| <b>Total</b>                        | <b><u>\$ 195,271,774</u></b> | <b><u>\$ 182,862,789</u></b> | <b><u>\$ 12,408,985</u></b>    |

\* Project expenditures include, but are not limited to, construction costs, design costs, permitting costs, advertising costs during the planning and procurement phase, equipment, work orders, and Program Management fees.

**Expense Chart**

This SMART Program Expense by Quarter chart shows the SMART expenditures in each quarter represented in the bar chart as GOB dollars (blue) and Non-GOB dollars (orange), using the scale on the left.

The green line shows the cumulative total of all SMART Program expenses, using the scale on the right.



### **Notes to Budget Activity Report**

#### 1. SMART Program

The SMART Program includes \$800 million GOB funding and \$210 million of other non-GOB funding for **S**afety, **M**usic and arts, **A**thletics, **R**enovation and **T**echnology projects totaling \$1 billion. The District Educational Facilities Plan was amended on May 19, 2015 to incorporate the SMART Program.

#### 2. SMART Cost Allocation Method

To effectively deliver projects at any particular school the Facilities Department may combine several categories in the SMART Program into one project that encompasses the scope of the individual categories under one contract. To report expenditures for each SMART category, all expenses for the combined project will be allocated based on a percentage of the budget for SMART Program categories that were combined.

#### 3. Program Manager Fees Allocation

The projects are being managed by external consultants that are being utilized as Program Managers and will manage a portfolio of projects as owner representatives. Costs for the Program Manager(s) are included in the project budgets and expenses will be prorated proportionate to those project budgets assigned to the Program Manager.

#### 4. Issuance of GOB Funds

On November 4, 2014, the public authorized up to \$800 million in general obligation bonds to fund the SMART program. The planned issuance of these bonds was initially based on five (5) series to align with the needs of the projects in the SMART program. The first series was issued in June 2015. Within the \$800 million authorization, the actual amounts and timing of the future individual series may vary from what was initially planned based on the execution of projects and cash flow projections.





**Notes to Budget Activity Report (continued)**5. Hierarchy of assigning funds

GOB funds are assigned to projects in the SMART Program in addition to other capital funding. The other capital funds consist of capital millage, impact fees, State funds such as Public Education Capital Outlay (PECO) and other sources which have various restrictions and spending durations.

In assigning projects to a funding source there are many considerations, and generally the funds with the most restrictions are to be utilized for eligible projects first. Since the GOB funds are paid for over a 25-year period, use of GOB funding for technology and educational equipment with a useful life substantially less than the life of the bond, may be limited because of Federal rules.

The funding source for each project in the SMART program is reviewed when:

- **The District adopts the DEFP** – District Educational Facilities Plan (DEFP) is a 5-year budget planning document that is revised annually. The first year of the DEFP is incorporated into the District's capital budget. The DEFP and the Budget is a projection of revenues and a plan to appropriate funding for anticipated expenditures. The DEFP includes revenues from GOB and an appropriation for the SMART program.
- **The District Issues GOB** – During the fiscal year, the District will evaluate cash flow needed for the SMART program and consult with the Facilities and Technology departments to determine if the GOB should be issued in the amount planned in the capital budget. The projects planned to be funded by the GOB will be reviewed. If necessary, the list of projects may be adjusted to meet Federal rules, accommodate changes in project schedules, or maximize the utilization of other capital funding sources.
- **The District combines several categories into one project** – To effectively deliver projects at any particular school the Facilities department may combine several categories in the SMART Program into one project that encompasses the scope of the individual categories under one contract. The funding source for the project will be reviewed based upon the revised scope of the project.



# SMART Program Budget Activity Report



## Combined Summary Schedule for Quarter Ended September 30, 2018

GOB Referendum Approved by Voters on 11/4/2014 - 46 Months Since Approval

| GOB              | Original Budget       | Current Budget        | Prior Years Expenditures | Commitments          | Current Year Expenditures | Balance               |
|------------------|-----------------------|-----------------------|--------------------------|----------------------|---------------------------|-----------------------|
| Safety           | \$ 106,732,472        | \$ 103,844,472        | \$ 8,913,942             | \$ 10,535,910        | \$ 1,985,738              | \$ 82,408,882         |
| Music & Art      | 17,499,917            | 17,499,917            | 1,995,867                | 1,329,862            | 357,003                   | 13,817,185            |
| Athletics        | 7,373,360             | 7,453,360             | 4,579,771                | 577,673              | 1,505,595                 | 790,321               |
| Renovation       | 629,905,251           | 634,376,713           | 52,027,472               | 55,509,226           | 5,962,525                 | 520,877,490           |
| Technology       | 38,489,000            | 36,825,538            | 34,332,430               | 479,780              | 77,173                    | 1,936,155             |
| <b>GOB Total</b> | <b>\$ 800,000,000</b> | <b>\$ 800,000,000</b> | <b>\$101,849,482</b>     | <b>\$ 68,432,451</b> | <b>\$ 9,888,034</b>       | <b>\$ 619,830,033</b> |

| Non-GOB              | Original Budget       | Current Budget        | Prior Years Expenditures | Commitments          | Current Year Expenditures | Balance               |
|----------------------|-----------------------|-----------------------|--------------------------|----------------------|---------------------------|-----------------------|
| Safety               | \$ 18,821,652         | \$ 29,944,161         | \$ 1,992,656             | \$ 5,075,357         | \$ 515,721                | \$ 22,360,427         |
| Music & Art          | 23,573,000            | 23,757,168            | 15,793,227               | 1,621,253            | 686,737                   | 5,655,951             |
| Athletics            | 126,640               | 134,914               | 524                      | 122,310              | 14                        | 12,066                |
| Renovation           | 102,570,744           | 130,006,539           | 25,328,428               | 20,243,388           | 1,318,479                 | 83,116,244            |
| Technology           | 42,343,000            | 37,900,084            | 37,898,472               | 0                    | 0                         | 1,612                 |
| <b>Non-GOB Total</b> | <b>\$ 187,435,036</b> | <b>\$ 221,742,866</b> | <b>\$ 81,013,307</b>     | <b>\$ 27,062,308</b> | <b>\$ 2,520,951</b>       | <b>\$ 111,146,300</b> |

|              |                       |                         |                      |                      |                      |                       |
|--------------|-----------------------|-------------------------|----------------------|----------------------|----------------------|-----------------------|
| <b>Total</b> | <b>\$ 987,435,036</b> | <b>\$ 1,021,742,866</b> | <b>\$182,862,789</b> | <b>\$ 95,494,759</b> | <b>\$ 12,408,985</b> | <b>\$ 730,976,333</b> |
|--------------|-----------------------|-------------------------|----------------------|----------------------|----------------------|-----------------------|

\* Project expenditures include, but are not limited to, construction costs, design costs, permitting costs, advertising costs during the planning and procurement phase, equipment, work orders, and Program Management fees.

This is a budget and expenditure activity report, and is not a construction status report.  
The accompanying introduction and notes are an integral part of this report.





# SMART Program Budget Activity Report



## Financially Active Projects Summary Schedule for Quarter Ended September 30, 2018

GOB Referendum Approved by Voters on 11/4/2014 - 46 Months Since Approval

| GOB              | Original Budget       | Current Budget        | Prior Years Expenditures | Commitments          | Current Year Expenditures | Balance               |
|------------------|-----------------------|-----------------------|--------------------------|----------------------|---------------------------|-----------------------|
| Safety           | \$ 101,419,472        | \$ 101,419,472        | \$ 8,021,533             | \$ 10,454,231        | \$ 1,835,643              | \$ 81,108,065         |
| Music & Art      | 16,287,917            | 16,287,917            | 1,995,867                | 1,329,862            | 357,003                   | 12,605,185            |
| Athletics        | 780,360               | 780,360               | 3,660                    | 375,556              | 329,080                   | 72,064                |
| Renovation       | 614,022,251           | 618,493,713           | 45,656,991               | 55,045,672           | 5,691,762                 | 512,099,288           |
| Technology       | 11,000,000            | 11,000,000            | 8,506,892                | 479,780              | 77,173                    | 1,936,155             |
| <b>GOB Total</b> | <b>\$ 743,510,000</b> | <b>\$ 747,981,462</b> | <b>\$ 64,184,943</b>     | <b>\$ 67,685,101</b> | <b>\$ 8,290,661</b>       | <b>\$ 607,820,757</b> |

| Non-GOB              | Original Budget      | Current Budget        | Prior Years Expenditures | Commitments          | Current Year Expenditures | Balance               |
|----------------------|----------------------|-----------------------|--------------------------|----------------------|---------------------------|-----------------------|
| Safety               | \$ 18,821,652        | \$ 29,944,161         | \$ 1,992,656             | \$ 5,075,357         | \$ 515,721                | \$ 22,360,427         |
| Music & Art          | 6,488,000            | 6,672,168             | 1,968,575                | 671,944              | 312,981                   | 3,718,668             |
| Athletics            | 126,640              | 134,914               | 524                      | 122,310              | 14                        | 12,066                |
| Renovation           | 71,870,044           | 104,215,554           | 7,737,598                | 20,230,311           | 1,317,249                 | 74,930,396            |
| <b>Non-GOB Total</b> | <b>\$ 97,306,336</b> | <b>\$ 140,966,797</b> | <b>\$ 11,699,353</b>     | <b>\$ 26,099,922</b> | <b>\$ 2,145,965</b>       | <b>\$ 101,021,557</b> |

|              |                       |                       |                      |                      |                      |                       |
|--------------|-----------------------|-----------------------|----------------------|----------------------|----------------------|-----------------------|
| <b>Total</b> | <b>\$ 840,816,336</b> | <b>\$ 888,948,259</b> | <b>\$ 75,884,296</b> | <b>\$ 93,785,023</b> | <b>\$ 10,436,626</b> | <b>\$ 708,842,314</b> |
|--------------|-----------------------|-----------------------|----------------------|----------------------|----------------------|-----------------------|

\* Project expenditures include, but are not limited to, construction costs, design costs, permitting costs, advertising costs during the planning and procurement phase, equipment, work orders, and Program Management fees.

This is a budget and expenditure activity report, and is not a construction status report.  
The accompanying introduction and notes are an integral part of this report.



# SMART Program Budget Activity Report



## Financially Active Projects Detail Schedule

### for Quarter Ended September 30, 2018

GOB Referendum Approved by Voters on 11/4/2014 - 46 Months Since Approval

| School/<br>Project   | Original<br>Budget | Current<br>Budget | Prior Years<br>Expenditures | Commitments | Current Year<br>Expenditures | Balance   |
|--|--------------------|-------------------|-----------------------------|-------------|------------------------------|-----------|
| <b>Anderson, Boyd H. High School</b>   |                    |                   |                             |             |                              |           |
| ADA renovations related to educational adequacy, Building Envelope Improvements (Roof, Window, Ext Wall, etc.), HVAC Improvements, Safety / Security Upgrade, Single Point of Entry, STEM Lab improvements<br>Project Number: P.001846 | 5,274,000          | 5,274,000         | 676,268                     | 213,968     | -                            | 4,383,764 |
| School Choice Enhancement<br>Project Number: P.002176  | 100,000            | 100,000           | 30,130                      | 11,163      | 58,706                       | 1         |
| Single Point of Entry<br>Project Number: P.002203  | 540,000            | 540,000           | -                           | 20,241      | 34,638                       | 485,121   |
| <b>Apollo Middle School</b>  |                    |                   |                             |             |                              |           |
| Building Envelope Improvements (Roof, Window, Ext Wall, etc.), Fire Sprinklers, HVAC Improvements, Media Center improvements, Safety / Security Upgrade<br>Project Number: P.002110  | 6,915,000          | 6,915,000         | -                           | 378,601     | 131,399                      | 6,405,000 |
| <b>Atlantic Technical College</b>  |                    |                   |                             |             |                              |           |
| Building Envelope Improvements (Roof, Window, Ext Wall, etc.), Fire Sprinklers, IAQ Repairs - HVAC, Media Center improvements<br>Project Number: P.000415  | 8,952,000          | 8,952,000         | 641,159                     | 474,639     | 4,499                        | 7,831,703 |
| <b>Atlantic Technical, Arthur Ashe, Jr Campus</b>  |                    |                   |                             |             |                              |           |
| Building Envelope Improvements (Roof, Window, Ext Wall, etc.), Fire Alarm<br>Project Number: P.001959  | 1,242,000          | 1,242,000         | 110,132                     | 27,432      | -                            | 1,104,436 |

\* Project expenditures include, but are not limited to, construction costs, design costs, permitting costs, advertising costs during the planning and procurement phase, equipment, work orders, and Program Management fees.

This is a budget and expenditure activity report, and is not a construction status report. The accompanying introduction and notes are an integral part of this report.



# SMART Program Budget Activity Report

## Financially Active Projects Detail Schedule

for Quarter Ended September 30, 2018



GOB Referendum Approved by Voters on 11/4/2014 - 46 Months Since Approval

| School/<br>Project   | Original<br>Budget | Current<br>Budget | Prior Years<br>Expenditures | Commitments | Current Year<br>Expenditures | Balance   |
|--|--------------------|-------------------|-----------------------------|-------------|------------------------------|-----------|
| <b>Atlantic West Elementary School</b>   |                    |                   |                             |             |                              |           |
| Building Envelope Improvements (Roof, Window, Ext Wall, etc.), Fire Sprinklers, HVAC Improvements, Media Center improvements<br>Project Number: P.001796                       | 2,617,000          | 2,617,000         | 236,806                     | 60,639      | -                            | 2,319,555 |
| School Choice Enhancement<br>Project Number: p.002104  | 100,000            | 100,000           | 58,011                      | 27,510      | 14,200                       | 279       |
| <b>Attucks Middle School</b>   |                    |                   |                             |             |                              |           |
| Building Envelope Improvements (Roof, Window, Ext Wall, etc.), Media Center improvements, Single Point of Entry<br>Project Number: p.001633                                    | 1,201,000          | 1,383,125         | 136,076                     | 212,618     | 11,686                       | 1,022,745 |
| Electrical Improvements, HVAC Improvements, Provide Fire Sprinkler Protection Install New Fire Alarm<br>Project Number: P.001686   | 3,040,778          | 3,040,778         | 242,459                     | 116,896     | 25,045                       | 2,656,378 |
| <b>Bair Middle School</b>  |                    |                   |                             |             |                              |           |
| Building Envelope Improvements (Roof, Window, Ext Wall, etc.), Fire Alarm, HVAC Improvements, Media Center improvements, Safety / Security Upgrade<br>Project Number: P.002044 | 1,517,000          | 1,517,000         | 60,417                      | 82,493      | 36,257                       | 1,337,833 |
| School Choice Enhancement<br>Project Number: P.002228  | 100,000            | 100,000           | -                           | 98,397      | 1,558                        | 45        |
| <b>Banyan Elementary School</b>  |                    |                   |                             |             |                              |           |
| School Choice Enhancement<br>Project Number: P.001767  | 100,000            | 100,000           | 12,875                      | 62,724      | -                            | 24,401    |

\* Project expenditures include, but are not limited to, construction costs, design costs, permitting costs, advertising costs during the planning and procurement phase, equipment, work orders, and Program Management fees.

This is a budget and expenditure activity report, and is not a construction status report. The accompanying introduction and notes are an integral part of this report.



# SMART Program Budget Activity Report

## Financially Active Projects Detail Schedule

for Quarter Ended September 30, 2018



GOB Referendum Approved by Voters on 11/4/2014 - 46 Months Since Approval

| School/<br>Project   | Original<br>Budget | Current<br>Budget | Prior Years<br>Expenditures | Commitments | Current Year<br>Expenditures | Balance   |
|--|--------------------|-------------------|-----------------------------|-------------|------------------------------|-----------|
| <b>Banyan Elementary School</b>  |                    |                   |                             |             |                              |           |
| Building Envelope Improvements (Roof, Window, Ext Wall, etc.), HVAC Improvements, Media Center improvements<br>Project Number: P.001944                            | 1,243,000          | 1,243,000         | 144,662                     | 48,284      | -                            | 1,050,054 |
| <b>Bayview Elementary School</b>   |                    |                   |                             |             |                              |           |
| Building Envelope Improvements (Roof, Window, Ext Wall, etc.), HVAC Improvements<br>Project Number: P.001786   | 1,742,000          | 2,688,739         | 374,503                     | 1,950,285   | -                            | 363,951   |
| School Choice Enhancement<br>Project Number: P.002172  | 100,000            | 100,000           | 28,119                      | 60,020      | 7,606                        | 4,255     |
| <b>Bennett Elementary School</b>   |                    |                   |                             |             |                              |           |
| Music Instruments<br>Project Number: 020185009   | 50,000             | 50,000            | 23,101                      | 26,746      | -                            | 153       |
| Building Envelope Improvements (Roof, Window, Ext Wall, etc.), Fire Alarm, HVAC Improvements, Media Center improvements<br>Project Number: p.002085                | 1,814,000          | 1,814,000         | 26,227                      | 171,773     | -                            | 1,616,000 |
| <b>Bethune, Mary M. Elementary School</b>  |                    |                   |                             |             |                              |           |
| Building Envelope Improvements (Roof, Window, Ext Wall, etc.), HVAC Improvements, Replacement of building 4, Replacement of building 6<br>Project Number: p.002125 | 3,151,000          | 3,151,000         | -                           | 281,999     | -                            | 2,869,001 |

\* Project expenditures include, but are not limited to, construction costs, design costs, permitting costs, advertising costs during the planning and procurement phase, equipment, work orders, and Program Management fees.

This is a budget and expenditure activity report, and is not a construction status report. The accompanying introduction and notes are an integral part of this report.





# SMART Program Budget Activity Report

## Financially Active Projects Detail Schedule

for Quarter Ended September 30, 2018



GOB Referendum Approved by Voters on 11/4/2014 - 46 Months Since Approval

| School/<br>Project  | Original<br>Budget | Current<br>Budget | Prior Years<br>Expenditures | Commitments | Current Year<br>Expenditures | Balance   |
|---|--------------------|-------------------|-----------------------------|-------------|------------------------------|-----------|
| <b>Boulevard Heights Elementary School</b>  |                    |                   |                             |             |                              |           |
| Art Room Renovation and Equipment, Building Envelope Improvements (Roof, Window, Ext Wall, etc.), HVAC Improvements, Music Room Renovation, Replacement of building 1, Replacement of building 4<br>Project Number: p.002065  | 3,790,000          | 3,790,000         | 87,856                      | 216,330     | 54,530                       | 3,431,284 |
| School Choice Enhancement<br>Project Number: P.002216   | 100,000            | 100,000           | 3,418                       | 8,799       | 46,948                       | 40,835    |
| <b>Bright Horizons Center</b>   |                    |                   |                             |             |                              |           |
| Building Envelope Improvements (Roof, Window, Ext Wall, etc.), Fire Alarm, Fire Sprinklers, HVAC Improvements<br>Project Number: P.001974   | 1,663,000          | 1,663,000         | 134,087                     | 41,767      | 4,205                        | 1,482,941 |
| School Choice Enhancement<br>Project Number: P.002214   | 100,000            | 100,000           | -                           | 23,721      | 15,998                       | 60,281    |
| <b>Broadview Elementary School</b>  |                    |                   |                             |             |                              |           |
| Building Envelope Improvements (Roof, Window, Ext Wall, etc.), Conversion of Existing Space to Music and/or Art Lab(s), Electrical Improvements, Fire Alarm, Fire Sprinklers, HVAC Improvements, Media Center improvements, Music Room Renovation<br>Project Number: p.001638 | 1,845,614          | 1,845,614         | 356,074                     | 72,701      | 17,372                       | 1,399,467 |
| Building Envelope Improvements (Roof, Window, Ext Wall, etc.)<br>Project Number: P.001642   | 945,772            | 945,772           | 65,895                      | 7,575       | -                            | 872,302   |
| School Choice Enhancement<br>Project Number: p.001893   | 100,000            | 100,000           | -                           | 88,690      | -                            | 11,310    |

\* Project expenditures include, but are not limited to, construction costs, design costs, permitting costs, advertising costs during the planning and procurement phase, equipment, work orders, and Program Management fees.

This is a budget and expenditure activity report, and is not a construction status report. The accompanying introduction and notes are an integral part of this report.



# SMART Program Budget Activity Report

## Financially Active Projects Detail Schedule

for Quarter Ended September 30, 2018



GOB Referendum Approved by Voters on 11/4/2014 - 46 Months Since Approval

| School/<br>Project   | Original<br>Budget | Current<br>Budget | Prior Years<br>Expenditures | Commitments | Current Year<br>Expenditures | Balance   |
|--|--------------------|-------------------|-----------------------------|-------------|------------------------------|-----------|
| <b>Broward Estates Elementary School</b>   |                    |                   |                             |             |                              |           |
| Building Envelope Improvements (Roof, Window, Ext Wall, etc.), HVAC Improvements<br>Project Number: P.002037   | 2,763,000          | 2,763,000         | 105,632                     | 154,170     | 38,080                       | 2,465,118 |
| <b>Castle Hill Annex</b>   |                    |                   |                             |             |                              |           |
| Building Envelope Improvements (Roof, Window, Ext Wall, etc.), Fire Alarm, HVAC Improvements, Media Center improvements<br>Project Number: p.002092  | 644,000            | 644,000           | -                           | 88,121      | 11,880                       | 543,999   |
| <b>Castle Hill Elementary School</b>   |                    |                   |                             |             |                              |           |
| Building Envelope Improvements (Roof, Window, Ext Wall, etc.), Fire Alarm, Fire Sprinklers, HVAC Improvements, Media Center improvements<br>Project Number: p.001661   | 2,109,000          | 3,676,030         | 307,146                     | 2,988,391   | 6,970                        | 373,523   |
| School Choice Enhancement<br>Project Number: P.001910  | 100,000            | 100,000           | 82,902                      | 14,200      | 1,300                        | 1,598     |
| <b>Central Park Elementary School</b>  |                    |                   |                             |             |                              |           |
| ADA Stage Lift, Building Envelope Improvements (Roof, Window, Ext Wall, etc.), Conversion of Existing Space to Music and/or Art Lab(s), Fire Sprinklers, HVAC Improvements, Music Room Renovation, Safety / Security Upgrade<br>Project Number: P.001757 | 4,927,475          | 4,927,475         | 474,397                     | 126,989     | -                            | 4,326,089 |
| School Choice Enhancement<br>Project Number: P.001894  | 100,000            | 100,000           | 59,109                      | 865         | 54                           | 39,972    |

\* Project expenditures include, but are not limited to, construction costs, design costs, permitting costs, advertising costs during the planning and procurement phase, equipment, work orders, and Program Management fees.

This is a budget and expenditure activity report, and is not a construction status report. The accompanying introduction and notes are an integral part of this report.



# SMART Program Budget Activity Report

## Financially Active Projects Detail Schedule

for Quarter Ended September 30, 2018



GOB Referendum Approved by Voters on 11/4/2014 - 46 Months Since Approval

| School/<br>Project  | Original<br>Budget | Current<br>Budget | Prior Years<br>Expenditures | Commitments | Current Year<br>Expenditures | Balance   |
|---|--------------------|-------------------|-----------------------------|-------------|------------------------------|-----------|
| <b>Challenger Elementary School</b>   |                    |                   |                             |             |                              |           |
| Building Envelope Improvements (Roof, Window, Ext Wall, etc.), Conversion of Existing Space to Music and/or Art Lab(s), Fire Alarm, HVAC Improvements, Music Room Renovation<br>Project Number: P.002040  | 1,349,000          | 1,349,000         | 64,933                      | 86,998      | 23,425                       | 1,173,644 |
| <b>Chapel Trail Elementary School</b>   |                    |                   |                             |             |                              |           |
| Building Envelope Improvements (Roof, Window, Ext Wall, etc.), Fire Alarm, HVAC Improvements<br>Project Number: P.001732  | 1,688,000          | 1,688,000         | 369,916                     | 47,904      | -                            | 1,270,180 |
| School Choice Enhancement<br>Project Number: P.001853   | 100,000            | 100,000           | 45,831                      | 54,169      | -                            | -         |
| <b>Coconut Creek Elementary School</b>  |                    |                   |                             |             |                              |           |
| Building Envelope Improvements (Roof, Window, Ext Wall, etc.), Fire Alarm, Fire Sprinklers, Media Center improvements, Replace existing classroom unit ventilators (approximately 43 classrooms) with new unit ventilators, duct and diffusers,<br>Project Number: P.001413 | 4,527,618          | 5,044,761         | 713,319                     | 2,624,555   | 1,030,661                    | 676,226   |
| School Choice Enhancement<br>Project Number: P.001720   | 100,000            | 100,000           | 96,057                      | 650         | 2,936                        | 357       |

\* Project expenditures include, but are not limited to, construction costs, design costs, permitting costs, advertising costs during the planning and procurement phase, equipment, work orders, and Program Management fees.

This is a budget and expenditure activity report, and is not a construction status report. The accompanying introduction and notes are an integral part of this report.



# SMART Program Budget Activity Report



## Financially Active Projects Detail Schedule

for Quarter Ended September 30, 2018

GOB Referendum Approved by Voters on 11/4/2014 - 46 Months Since Approval

| School/<br>Project   | Original<br>Budget | Current<br>Budget | Prior Years<br>Expenditures | Commitments | Current Year<br>Expenditures | Balance   |
|--|--------------------|-------------------|-----------------------------|-------------|------------------------------|-----------|
| <b>Coconut Creek High School</b>   |                    |                   |                             |             |                              |           |
| Auditorium Accessibility, Building Envelope Improvements (Roof, Window, Ext Wall, etc.), Fire Alarm, HVAC Improvements, Media Center improvements, Safety / Security Upgrade, Single Point of Entry, STEM Lab improvements<br>Project Number: P.001753 | 4,842,000          | 4,842,000         | 255,285                     | 208,554     | -                            | 4,378,161 |
| School Choice Enhancement<br>Project Number: P.002174  | 100,000            | 100,000           | 4,736                       | 450         | 88,076                       | 6,738     |
| <b>Coconut Palm Elementary School</b>  |                    |                   |                             |             |                              |           |
| Building Envelope Improvements (Roof, Window, Ext Wall, etc.), Fire Alarm, HVAC Improvements<br>Project Number: p.002088   | 1,056,000          | 1,056,000         | -                           | 114,521     | 33,980                       | 907,499   |
| <b>Colbert Elementary School</b>   |                    |                   |                             |             |                              |           |
| Building Envelope Improvements (Roof, Window, Ext Wall, etc.), HVAC Improvements, Safety / Security Upgrade<br>Project Number: P.001937  | 756,000            | 756,000           | 69,741                      | 20,805      | -                            | 665,454   |
| School Choice Enhancement<br>Project Number: P.002035  | 100,000            | 100,000           | 29,859                      | 65,332      | -                            | 4,809     |
| <b>Collins Elementary School</b>   |                    |                   |                             |             |                              |           |
| Building Envelope Improvements (Roof, Window, Ext Wall, etc.), Electrical Improvements, Fire Alarm, Fire Sprinklers, HVAC Improvements, Media Center improvements, Restroom Renovations, Safety / Security Upgrade<br>Project Number: P.001659         | 1,774,000          | 1,774,000         | 82,194                      | 108,688     | 2,000                        | 1,581,118 |

\* Project expenditures include, but are not limited to, construction costs, design costs, permitting costs, advertising costs during the planning and procurement phase, equipment, work orders, and Program Management fees.

This is a budget and expenditure activity report, and is not a construction status report. The accompanying introduction and notes are an integral part of this report.



# SMART Program Budget Activity Report

## Financially Active Projects Detail Schedule

for Quarter Ended September 30, 2018



GOB Referendum Approved by Voters on 11/4/2014 - 46 Months Since Approval

| School/<br>Project  | Original<br>Budget | Current<br>Budget | Prior Years<br>Expenditures | Commitments | Current Year<br>Expenditures | Balance   |
|---|--------------------|-------------------|-----------------------------|-------------|------------------------------|-----------|
| <b>Collins Elementary School</b>  |                    |                   |                             |             |                              |           |
| School Choice Enhancement<br>Project Number: P.002213   | 100,000            | 100,000           | -                           | 11,822      | 50,014                       | 38,164    |
| <b>Cooper City Elementary School</b>  |                    |                   |                             |             |                              |           |
| Building Envelope Improvements<br>(Roof, Window, Ext Wall, etc.),<br>Fire Alarm, Fire Sprinklers, HVAC<br>Improvements, Media Center<br>improvements<br>Project Number: P.002150  | 867,000            | 867,000           | -                           | 99,000      | -                            | 768,000   |
| <b>Cooper City High School</b>  |                    |                   |                             |             |                              |           |
| Building Envelope Improvements<br>(Roof, Window, Ext Wall, etc.),<br>Electrical Improvements, Fire<br>Sprinklers, HVAC Improvements,<br>Replacement of building 5, Safety<br>/ Security Upgrade, STEM Lab<br>improvements<br>Project Number: p.002133 | 8,609,000          | 8,609,000         | -                           | 718,001     | -                            | 7,890,999 |
| Weight Room Renovation<br>Project Number: p.002137  | 121,000            | 121,000           | -                           | 116,727     | -                            | 4,273     |
| <b>Coral Cove Elementary School</b>   |                    |                   |                             |             |                              |           |
| HVAC Improvements<br>Project Number: p.002122   | 148,000            | 148,000           | -                           | 22,796      | -                            | 125,204   |
| <b>Coral Glades High School</b>   |                    |                   |                             |             |                              |           |
| Building Envelope Improvements<br>(Roof, Window, Ext Wall, etc.),<br>Fire Alarm, HVAC Improvements<br>Project Number: p.002080  | 2,366,000          | 2,366,000         | 14,972                      | 182,062     | 17,965                       | 2,151,001 |
| <b>Coral Park Elementary School</b>   |                    |                   |                             |             |                              |           |
| School Choice Enhancement<br>Project Number: P.001764   | 100,000            | 100,000           | 9,895                       | 70,843      | 16,247                       | 3,015     |

\* Project expenditures include, but are not limited to, construction costs, design costs, permitting costs, advertising costs during the planning and procurement phase, equipment, work orders, and Program Management fees.

This is a budget and expenditure activity report, and is not a construction status report.  
The accompanying introduction and notes are an integral part of this report.



# SMART Program Budget Activity Report

## Financially Active Projects Detail Schedule

for Quarter Ended September 30, 2018



GOB Referendum Approved by Voters on 11/4/2014 - 46 Months Since Approval

| School/<br>Project  | Original<br>Budget | Current<br>Budget | Prior Years<br>Expenditures | Commitments | Current Year<br>Expenditures | Balance    |
|---|--------------------|-------------------|-----------------------------|-------------|------------------------------|------------|
| <b>Coral Park Elementary School</b>   |                    |                   |                             |             |                              |            |
| Building Envelope Improvements (Roof, Window, Ext Wall, etc.), Health & Safety/Fire Sprinkler Protection Exterior- Replace existing<br>Project Number: P.002045   | 1,681,000          | 1,681,000         | 65,676                      | 149,384     | 9,604                        | 1,456,336  |
| <b>Coral Springs Pre-K - 8</b>  |                    |                   |                             |             |                              |            |
| Building Envelope Improvements (Roof, Window, Ext Wall, etc.), HVAC Improvements, Media Center improvements<br>Project Number: p.001982   | 2,538,000          | 2,538,000         | 112,221                     | 199,615     | 19,772                       | 2,206,392  |
| <b>Coral Springs High School</b>  |                    |                   |                             |             |                              |            |
| Music Instruments<br>Project Number: 115185009  | 165,000            | 165,000           | 164,893                     | -           | -                            | 107        |
| Building Envelope Improvements (Roof, Window, Ext Wall, etc.), Electrical Improvements, Fire Sprinklers, HVAC Improvements, Media Center improvements, Single Point of Entry, STEM Lab improvements<br>Project Number: P.001765 | 11,171,000         | 11,171,000        | 868,430                     | 183,955     | -                            | 10,118,615 |
| Weight Room Renovation<br>Project Number: P.002018  | 121,000            | 121,000           | -                           | -           | 94,511                       | 26,489     |
| <b>Coral Springs Middle School</b>  |                    |                   |                             |             |                              |            |
| Building Envelope Improvements (Roof, Window, Ext Wall, etc.), HVAC Improvements, Media Center improvements<br>Project Number: P.001979   | 10,502,000         | 10,502,000        | 413,292                     | 589,686     | 112,028                      | 9,386,994  |
| School Choice Enhancement<br>Project Number: P.002239   | 100,000            | 100,000           | -                           | 44,681      | -                            | 55,319     |

\* Project expenditures include, but are not limited to, construction costs, design costs, permitting costs, advertising costs during the planning and procurement phase, equipment, work orders, and Program Management fees.

This is a budget and expenditure activity report, and is not a construction status report. The accompanying introduction and notes are an integral part of this report.



# SMART Program Budget Activity Report

## Financially Active Projects Detail Schedule

for Quarter Ended September 30, 2018



GOB Referendum Approved by Voters on 11/4/2014 - 46 Months Since Approval

| School/<br>Project  | Original<br>Budget | Current<br>Budget | Prior Years<br>Expenditures | Commitments | Current Year<br>Expenditures | Balance   |
|---|--------------------|-------------------|-----------------------------|-------------|------------------------------|-----------|
| <b>Country Hills Elementary School</b>  |                    |                   |                             |             |                              |           |
| Building Envelope Improvements (Roof, Window, Ext Wall, etc.), Fire Sprinklers, HVAC Improvements<br>Project Number: p.002063             | 4,413,000          | 4,413,000         | -                           | 379,848     | 27,152                       | 4,006,000 |
| <b>Country Isles Elementary School</b>  |                    |                   |                             |             |                              |           |
| Fire Alarm, HVAC Improvements, Media Center improvements<br>Project Number: P.002002  | 558,000            | 558,000           | 19,219                      | 74,897      | 2,603                        | 461,281   |
| <b>Cresthaven Elementary School</b>   |                    |                   |                             |             |                              |           |
| ADA Restrooms, Building Envelope Improvements (Roof, Window, Ext Wall, etc.), HVAC Improvements<br>Project Number: p.001676               | 4,416,123          | 4,416,123         | -                           | -           | 85                           | 4,416,038 |
| <b>Croissant Park Elementary School</b>   |                    |                   |                             |             |                              |           |
| Building Envelope Improvements (Roof, Window, Ext Wall, etc.), Fire Alarm, Fire Sprinklers, HVAC Improvements<br>Project Number: p.002086 | 3,661,000          | 3,661,000         | 20,939                      | 284,714     | 31,348                       | 3,323,999 |
| <b>Cross Creek School</b>   |                    |                   |                             |             |                              |           |
| Single Point of Entry<br>Project Number: P.001825   | 270,000            | 270,000           | 236,778                     | 4,393       | 1,965                        | 26,864    |
| Building Envelope Improvements (Roof, Window, Ext Wall, etc.), Fire Alarm, HVAC Improvements<br>Project Number: p.002081                  | 1,260,000          | 1,260,000         | 18,636                      | 151,362     | -                            | 1,090,002 |

\* Project expenditures include, but are not limited to, construction costs, design costs, permitting costs, advertising costs during the planning and procurement phase, equipment, work orders, and Program Management fees.

This is a budget and expenditure activity report, and is not a construction status report. The accompanying introduction and notes are an integral part of this report.



# SMART Program Budget Activity Report

## Financially Active Projects Detail Schedule

for Quarter Ended September 30, 2018



GOB Referendum Approved by Voters on 11/4/2014 - 46 Months Since Approval

| School/<br>Project   | Original<br>Budget | Current<br>Budget | Prior Years<br>Expenditures | Commitments | Current Year<br>Expenditures | Balance    |
|--|--------------------|-------------------|-----------------------------|-------------|------------------------------|------------|
| <b>Crystal Lake Middle School</b>  |                    |                   |                             |             |                              |            |
| ADA Renovate Restroom, Building Envelope Improvements (Roof, Window, Ext Wall, etc.), Conversion of Existing Space to Music and/or Art Lab(s), HVAC Improvements, Install Fire Alarm, Media Center improvements<br>Project Number: p.000816  | 2,205,525          | 2,235,525         | 45,765                      | 195,000     | -                            | 1,994,760  |
| <b>Cypress Bay High School</b>   |                    |                   |                             |             |                              |            |
| Building Envelope Improvements (Roof, Window, Ext Wall, etc.), CR Addition to allow for removal of portable buildings, HVAC Improvements, Safety / Security Upgrade<br>Project Number: P.001774  | 13,739,000         | 13,739,000        | 1,038,482                   | 1,705,781   | 6,376                        | 10,988,361 |
| Single Point of Entry<br>Project Number: P.001914  | 270,000            | 386,336           | 41,134                      | 51,473      | 243,115                      | 50,614     |
| <b>Cypress Elementary School</b>   |                    |                   |                             |             |                              |            |
| Building Envelope Improvements (Roof, Window, Ext Wall, etc.), Fire Sprinklers, Media Center improvements, Replace existing classroom unit ventilators (approximately 42) with new unit ventilators, duct and diffusers, etc., Safety / Security Upgrade<br>Project Number: P.001412 | 3,299,167          | 3,752,064         | 250,806                     | 2,819,892   | 73,971                       | 607,395    |
| <b>Cypress Run Education Center</b>  |                    |                   |                             |             |                              |            |
| HVAC Improvements<br>Project Number: p.002120  | 77,000             | 77,000            | 305                         | 20,418      | 767                          | 55,510     |
| <b>Dandy, William Middle School</b>  |                    |                   |                             |             |                              |            |
| Single Point of Entry<br>Project Number: P.001882  | 233,000            | 233,000           | 176,611                     | 22,331      | 4,547                        | 29,511     |

\* Project expenditures include, but are not limited to, construction costs, design costs, permitting costs, advertising costs during the planning and procurement phase, equipment, work orders, and Program Management fees.

This is a budget and expenditure activity report, and is not a construction status report. The accompanying introduction and notes are an integral part of this report.





# SMART Program Budget Activity Report

## Financially Active Projects Detail Schedule

for Quarter Ended September 30, 2018



GOB Referendum Approved by Voters on 11/4/2014 - 46 Months Since Approval

| School/<br>Project  | Original<br>Budget | Current<br>Budget | Prior Years<br>Expenditures | Commitments | Current Year<br>Expenditures | Balance   |
|---|--------------------|-------------------|-----------------------------|-------------|------------------------------|-----------|
| <b>Dandy, William Middle School</b>   |                    |                   |                             |             |                              |           |
| Building Envelope Improvements (Roof, Window, Ext Wall, etc.), Fire Alarm, Fire Sprinklers, HVAC Improvements, Replacement of building 18, Safety / Security Upgrade<br>Project Number: P.001900  | 3,195,000          | 3,195,000         | 242,869                     | 135,386     | 12,000                       | 2,804,745 |
| School Choice Enhancement<br>Project Number: P.002181   | 100,000            | 100,000           | 13,658                      | 54,407      | 31,935                       | -         |
| <b>Dania Elementary School</b>  |                    |                   |                             |             |                              |           |
| Art Room Renovation and Equipment, Building Envelope Improvements (Roof, Window, Ext Wall, etc.), Electrical Improvements, Media Center improvements, Music Room Renovation, Replacement of building 2, Safety / Security Upgrade<br>Project Number: p.002061 | 2,502,000          | 2,502,000         | -                           | 213,350     | 36,650                       | 2,252,000 |
| <b>Dave Thomas Education Center</b>   |                    |                   |                             |             |                              |           |
| Building Envelope Improvements (Roof, Window, Ext Wall, etc.), HVAC Improvements<br>Project Number: P.001972  | 758,000            | 758,000           | 72,920                      | 27,717      | 3,690                        | 653,673   |
| <b>Dave Thomas Education Center-West</b>  |                    |                   |                             |             |                              |           |
| Single Point of Entry<br>Project Number: P.001876   | 90,000             | 90,000            | 43,474                      | 34,694      | 383                          | 11,449    |

\* Project expenditures include, but are not limited to, construction costs, design costs, permitting costs, advertising costs during the planning and procurement phase, equipment, work orders, and Program Management fees.

This is a budget and expenditure activity report, and is not a construction status report. The accompanying introduction and notes are an integral part of this report.



# SMART Program Budget Activity Report

## Financially Active Projects Detail Schedule

for Quarter Ended September 30, 2018



GOB Referendum Approved by Voters on 11/4/2014 - 46 Months Since Approval

| School/<br>Project   | Original<br>Budget | Current<br>Budget | Prior Years<br>Expenditures | Commitments | Current Year<br>Expenditures | Balance   |
|--|--------------------|-------------------|-----------------------------|-------------|------------------------------|-----------|
| <b>Davie Elementary School</b>   |                    |                   |                             |             |                              |           |
| Building Envelope Improvements (Roof, Window, Ext Wall, etc.), Fire Sprinklers, HVAC Improvements, Media Center improvements, Safety / Security Upgrade<br>Project Number: P.001899                        | 2,876,000          | 2,876,000         | 179,072                     | 128,808     | 53,277                       | 2,514,843 |
| School Choice Enhancement<br>Project Number: P.002182  | 100,000            | 100,000           | -                           | 26,633      | 61,628                       | 11,739    |
| <b>Deerfield Beach Elementary School</b>   |                    |                   |                             |             |                              |           |
| Building Envelope Improvements (Roof, Window, Ext Wall, etc.), Fire Alarm, Fire Sprinklers, HVAC Improvements, Media Center improvements, Renovations to Building 1 (Historic)<br>Project Number: P.001820 | 5,157,000          | 5,157,000         | 379,476                     | 155,717     | -                            | 4,621,807 |
| School Choice Enhancement<br>Project Number: P.001960  | 100,000            | 100,000           | -                           | 60,103      | -                            | 39,897    |
| <b>Deerfield Beach High School</b>   |                    |                   |                             |             |                              |           |
| Fire Sprinklers, Roof Repairs and HVAC<br>Project Number: P.001694   | 8,774,000          | 8,774,000         | 1,042,389                   | 128,248     | -                            | 7,603,363 |
| Single Point of Entry<br>Project Number: P.002030  | 540,000            | 540,000           | 35,757                      | 213,457     | 211,023                      | 79,763    |
| Weight Room Renovation<br>Project Number: p.002157   | 121,000            | 121,000           | -                           | 114,999     | -                            | 6,001     |
| <b>Deerfield Beach Middle School</b>   |                    |                   |                             |             |                              |           |
| Building Envelope Improvements (Roof, Window, Ext Wall, etc.), Fire Alarm, Fire Sprinklers, HVAC Improvements, Media Center improvements<br>Project Number: p.002142                                       | 4,333,000          | 4,333,000         | -                           | -           | 24,556                       | 4,308,444 |

\* Project expenditures include, but are not limited to, construction costs, design costs, permitting costs, advertising costs during the planning and procurement phase, equipment, work orders, and Program Management fees.

This is a budget and expenditure activity report, and is not a construction status report. The accompanying introduction and notes are an integral part of this report.



# SMART Program Budget Activity Report

## Financially Active Projects Detail Schedule

for Quarter Ended September 30, 2018



GOB Referendum Approved by Voters on 11/4/2014 - 46 Months Since Approval

| School/<br>Project   | Original<br>Budget | Current<br>Budget | Prior Years<br>Expenditures | Commitments | Current Year<br>Expenditures | Balance   |
|--|--------------------|-------------------|-----------------------------|-------------|------------------------------|-----------|
| <b>Deerfield Park Elementary School</b>  |                    |                   |                             |             |                              |           |
| Building Envelope Improvements (Roof, Window, Ext Wall, etc.), Fire Alarm, Fire Sprinklers, HVAC Improvements, PE/Athletic Improvements<br>Project Number: P.002036                                      | 5,240,000          | 5,240,000         | 325,765                     | 219,261     | -                            | 4,694,974 |
| <b>Dillard 6-12 School</b>   |                    |                   |                             |             |                              |           |
| Building Envelope Improvements (Roof, Window, Ext Wall, etc.), Electrical Improvements, Fire Sprinklers, HVAC Improvements, Safety / Security Upgrade, Single Point of Entry<br>Project Number: P.001726 | 4,232,000          | 4,232,000         | 393,476                     | 77,351      | -                            | 3,761,173 |
| School Choice Enhancement<br>Project Number: p.002078  | 100,000            | 100,000           | 63,844                      | 33,900      | 129                          | 2,127     |
| <b>Dillard Elementary School</b>   |                    |                   |                             |             |                              |           |
| Building Envelope Improvements (Roof, Window, Ext Wall, etc.), HVAC Improvements<br>Project Number: P.001915   | 1,677,000          | 1,677,000         | 179,463                     | 101,710     | 46,028                       | 1,349,799 |
| School Choice Enhancement<br>Project Number: p.002269  | 100,000            | 100,000           | -                           | 66,590      | 10,186                       | 23,224    |
| <b>Discovery Elementary School</b>   |                    |                   |                             |             |                              |           |
| Music Instruments<br>Project Number: 396285009   | 50,000             | 50,000            | 40,003                      | -           | -                            | 9,997     |
| HVAC Improvements<br>Project Number: p.002118  | 150,000            | 150,000           | -                           | 24,680      | -                            | 125,320   |
| <b>District Wide (Applied Learning)</b>  |                    |                   |                             |             |                              |           |
| Art Replacement Kilns<br>Project Number: 973185006   | 392,000            | 392,000           | 117,003                     | 57,641      | 25,767                       | 191,589   |

\* Project expenditures include, but are not limited to, construction costs, design costs, permitting costs, advertising costs during the planning and procurement phase, equipment, work orders, and Program Management fees.

This is a budget and expenditure activity report, and is not a construction status report. The accompanying introduction and notes are an integral part of this report.



# SMART Program Budget Activity Report

## Financially Active Projects Detail Schedule

for Quarter Ended September 30, 2018



GOB Referendum Approved by Voters on 11/4/2014 - 46 Months Since Approval

| School/<br>Project   | Original<br>Budget | Current<br>Budget | Prior Years<br>Expenditures | Commitments | Current Year<br>Expenditures | Balance   |
|--|--------------------|-------------------|-----------------------------|-------------|------------------------------|-----------|
| <b>District Wide Non-Facility Funding</b>  |                    |                   |                             |             |                              |           |
| Drama Staging, Lighting, & Sound<br>Project Number: 973185007  | 1,300,000          | 1,300,000         | -                           | 469,081     | 2,888                        | 828,031   |
| Facil Projects - SMART<br>Project Number: 999985010  | 90,000             | 6,820,000         | 4,602                       | 345,088     | 116,012                      | 6,354,298 |
| <b>Dolphin Bay Elementary School</b>   |                    |                   |                             |             |                              |           |
| Music Instruments<br>Project Number: 375185009   | 50,000             | 50,000            | 36,669                      | 6,828       | 221                          | 6,282     |
| School Choice Enhancement<br>Project Number: P.001958  | 100,000            | 100,000           | 62,925                      | 30,692      | -                            | 6,383     |
| <b>Drew, Charles Elementary School</b>   |                    |                   |                             |             |                              |           |
| Building Envelope Improvements<br>(Roof, Window, Ext Wall, etc.),<br>Fire Alarm, Fire Sprinklers, HVAC<br>Improvements<br>Project Number: P.001818   | 3,017,000          | 3,017,000         | 279,769                     | 94,996      | -                            | 2,642,235 |
| School Choice Enhancement<br>Project Number: p.002124  | 100,000            | 100,000           | 88,259                      | 1,267       | 4,399                        | 6,075     |
| <b>Drew, Charles Family Resource Center</b>  |                    |                   |                             |             |                              |           |
| Building Envelope Improvements<br>(Roof, Window, Ext Wall, etc.),<br>HVAC Improvements, Media<br>Center improvements,<br>Replacement of building 3,<br>Replacement of building 5,<br>Replacement of building 6<br>Project Number: P.001848 | 3,278,000          | 3,278,000         | 146,703                     | 197,933     | -                            | 2,933,364 |
| <b>Driftwood Elementary School</b>   |                    |                   |                             |             |                              |           |
| Music Instruments<br>Project Number: 072185009   | 50,000             | 50,000            | 43,407                      | 6,278       | -                            | 315       |

\* Project expenditures include, but are not limited to, construction costs, design costs, permitting costs, advertising costs during the planning and procurement phase, equipment, work orders, and Program Management fees.

This is a budget and expenditure activity report, and is not a construction status report.  
The accompanying introduction and notes are an integral part of this report.



# SMART Program Budget Activity Report

## Financially Active Projects Detail Schedule

for Quarter Ended September 30, 2018



GOB Referendum Approved by Voters on 11/4/2014 - 46 Months Since Approval

| School/<br>Project  | Original<br>Budget | Current<br>Budget | Prior Years<br>Expenditures | Commitments | Current Year<br>Expenditures | Balance   |
|---|--------------------|-------------------|-----------------------------|-------------|------------------------------|-----------|
| <b>Driftwood Elementary School</b>  |                    |                   |                             |             |                              |           |
| Building Envelope Improvements (Roof, Window, Ext Wall, etc.), Fire Sprinklers, HVAC Improvements<br>Project Number: p.002064   | 1,735,000          | 1,735,000         | 35                          | 170,898     | 29,102                       | 1,534,965 |
| School Choice Enhancement<br>Project Number: P.002164   | 100,000            | 100,000           | 7,011                       | 42,784      | -                            | 50,205    |
| <b>Driftwood Middle School</b>  |                    |                   |                             |             |                              |           |
| Art Room Renovation and Equipment, Building Envelope Improvements (Roof, Window, Ext Wall, etc.), Conversion of Existing Space to Music and/or Art Lab(s), Electrical Improvements, Fire Sprinklers, HVAC Improvements, Media Center improvements, Safety / Sec<br>Project Number: P.001837 | 5,544,000          | 5,544,000         | 335,553                     | 142,963     | 2,404                        | 5,063,080 |
| School Choice Enhancement<br>Project Number: P.002164   | 100,000            | 100,000           | 7,011                       | 42,784      | -                            | 50,205    |
| <b>Eagle Point Elementary School</b>  |                    |                   |                             |             |                              |           |
| Art Room Renovation and Equipment, Building Envelope Improvements (Roof, Window, Ext Wall, etc.), Conversion of Existing Space to Music and/or Art Lab(s), Fire Alarm, HVAC Improvements, Music Room Renovation<br>Project Number: P.001746   | 4,820,000          | 4,820,000         | 523,476                     | 109,604     | -                            | 4,186,920 |
| <b>Eagle Ridge Elementary School</b>  |                    |                   |                             |             |                              |           |
| Fire Alarm, HVAC Improvements<br>Project Number: P.001722   | 2,259,000          | 3,306,383         | 561,799                     | 1,336,645   | 1,020,987                    | 386,952   |

\* Project expenditures include, but are not limited to, construction costs, design costs, permitting costs, advertising costs during the planning and procurement phase, equipment, work orders, and Program Management fees.

This is a budget and expenditure activity report, and is not a construction status report. The accompanying introduction and notes are an integral part of this report.



# SMART Program Budget Activity Report

## Financially Active Projects Detail Schedule

for Quarter Ended September 30, 2018



GOB Referendum Approved by Voters on 11/4/2014 - 46 Months Since Approval

| School/<br>Project  | Original<br>Budget | Current<br>Budget | Prior Years<br>Expenditures | Commitments | Current Year<br>Expenditures | Balance    |
|---|--------------------|-------------------|-----------------------------|-------------|------------------------------|------------|
| <b>Ely, Blanche High School</b>   |                    |                   |                             |             |                              |            |
| ADA Stage Lift, Building Envelope Improvements (Roof, Window, Ext Wall, etc.), Fire Sprinklers, Gymnasium Accessibility, HVAC Improvements, IAQ & Fascia Replacement, Media Center improvements, Outdoor Dining Renovation, Single Point of Entry, STEM Lab imp<br>Project Number: P.001646 | 16,765,986         | 24,075,986        | 1,856,840                   | 461,010     | 26,754                       | 21,731,382 |
| School Choice Enhancement<br>Project Number: P.002230   | 100,000            | 100,000           | -                           | 57,003      | 10,706                       | 32,291     |
| <b>Embassy Creek Elementary School</b>  |                    |                   |                             |             |                              |            |
| Art Room Renovation and Equipment, Building Envelope Improvements (Roof, Window, Ext Wall, etc.), Conversion of Existing Space to Music and/or Art Lab(s), Fire Alarm, HVAC Improvements, Music Room Renovation<br>Project Number: P.001897   | 3,524,000          | 3,524,000         | 235,747                     | 135,437     | 47,067                       | 3,105,749  |
| <b>Endeavour Primary Learning Center</b>  |                    |                   |                             |             |                              |            |
| Building Envelope Improvements (Roof, Window, Ext Wall, etc.), HVAC Improvements<br>Project Number: p.002111  | 957,000            | 957,000           | 14,000                      | 85,026      | 18,974                       | 839,000    |
| <b>Everglades Elementary School</b>   |                    |                   |                             |             |                              |            |
| Building Envelope Improvements (Roof, Window, Ext Wall, etc.), HVAC Improvements<br>Project Number: P.001948  | 1,212,000          | 1,212,000         | 146,824                     | 38,059      | -                            | 1,027,117  |
| School Choice Enhancement<br>Project Number: P.001976   | 100,000            | 100,000           | 45,005                      | -           | -                            | 54,995     |

\* Project expenditures include, but are not limited to, construction costs, design costs, permitting costs, advertising costs during the planning and procurement phase, equipment, work orders, and Program Management fees.

This is a budget and expenditure activity report, and is not a construction status report. The accompanying introduction and notes are an integral part of this report.



# SMART Program Budget Activity Report

## Financially Active Projects Detail Schedule

for Quarter Ended September 30, 2018



GOB Referendum Approved by Voters on 11/4/2014 - 46 Months Since Approval

| School/<br>Project   | Original<br>Budget | Current<br>Budget | Prior Years<br>Expenditures | Commitments | Current Year<br>Expenditures | Balance   |
|--|--------------------|-------------------|-----------------------------|-------------|------------------------------|-----------|
| <b>Everglades High School</b>  |                    |                   |                             |             |                              |           |
| HVAC Improvements<br>Project Number: P.001985  | 3,669,000          | 3,669,000         | 207,505                     | 123,311     | 15,766                       | 3,322,418 |
| <b>Fairway Elementary School</b>   |                    |                   |                             |             |                              |           |
| Music Instruments<br>Project Number: 164185009   | 50,000             | 50,000            | 49,569                      | -           | -                            | 431       |
| Building Envelope Improvements<br>(Roof, Window, Ext Wall, etc.),<br>Electrical Improvements, Fire<br>Alarm, HVAC Improvements,<br>Media Center improvements,<br>Safety / Security Upgrade<br>Project Number: P.001785 | 4,003,000          | 4,003,000         | 399,533                     | 94,027      | -                            | 3,509,440 |
| School Choice Enhancement<br>Project Number: P.001810  | 100,000            | 100,000           | 80,073                      | 14,200      | 1,300                        | 4,427     |
| <b>Falcon Cove Middle School</b>   |                    |                   |                             |             |                              |           |
| Music Instruments<br>Project Number: 362285009   | 100,000            | 100,000           | 99,998                      | -           | -                            | 2         |
| Building Envelope Improvements<br>(Roof, Window, Ext Wall, etc.), CR<br>Addition to allow for removal of<br>portable buildings, HVAC<br>Improvements<br>Project Number: P.001902                                       | 10,741,000         | 10,741,000        | 568,445                     | 979,826     | 92,869                       | 9,099,860 |
| <b>Flamingo Elementary School</b>  |                    |                   |                             |             |                              |           |
| Building Envelope Improvements<br>(Roof, Window, Ext Wall, etc.),<br>HVAC Improvements, Media<br>Center improvements<br>Project Number: p.002135   | 1,955,000          | 1,955,000         | 43,919                      | 148,250     | -                            | 1,762,831 |

\* Project expenditures include, but are not limited to, construction costs, design costs, permitting costs, advertising costs during the planning and procurement phase, equipment, work orders, and Program Management fees.

This is a budget and expenditure activity report, and is not a construction status report.  
The accompanying introduction and notes are an integral part of this report.



# SMART Program Budget Activity Report

## Financially Active Projects Detail Schedule

for Quarter Ended September 30, 2018



GOB Referendum Approved by Voters on 11/4/2014 - 46 Months Since Approval

| School/<br>Project   | Original<br>Budget | Current<br>Budget | Prior Years<br>Expenditures | Commitments | Current Year<br>Expenditures | Balance    |
|--|--------------------|-------------------|-----------------------------|-------------|------------------------------|------------|
| <b>Flanagan, Charles W. High School</b>  |                    |                   |                             |             |                              |            |
| Building Envelope Improvements (Roof, Window, Ext Wall, etc.), CR Addition to allow for removal of portable buildings, HVAC Improvements<br>Project Number: P.001847 | 8,533,000          | 15,326,361        | 622,817                     | 198,855     | 43,394                       | 14,461,295 |
| <b>Floranada Elementary School</b>   |                    |                   |                             |             |                              |            |
| School Choice Enhancement<br>Project Number: P.001697  | 100,000            | 100,000           | 89,683                      | -           | -                            | 10,317     |
| Building Envelope Improvements (Roof, Window, Ext Wall, etc.), HVAC Improvements<br>Project Number: P.002001   | 776,000            | 776,000           | 8,887                       | 95,930      | 4,070                        | 667,113    |
| <b>Forest Glen Middle School</b>   |                    |                   |                             |             |                              |            |
| Single Point of Entry<br>Project Number: P.001831  | 233,000            | 411,186           | 171,504                     | 153,874     | 32,872                       | 52,936     |
| Building Envelope Improvements (Roof, Window, Ext Wall, etc.), Fire Sprinklers, HVAC Improvements<br>Project Number: P.001865  | 5,189,000          | 5,189,000         | 679,560                     | 162,493     | -                            | 4,346,947  |
| School Choice Enhancement<br>Project Number: p.002103  | 100,000            | 100,000           | 53,769                      | 46,231      | -                            | -          |
| <b>Forest Hills Elementary School</b>  |                    |                   |                             |             |                              |            |
| Fire Alarm<br>Project Number: P.001678   | 293,000            | 293,000           | 40,082                      | 252,140     | -                            | 778        |
| Building Envelope Improvements (Roof, Window, Ext Wall, etc.), Fire Sprinklers, Media Center improvements<br>Project Number: P.001926                                | 1,336,000          | 2,419,601         | 292,723                     | 1,952,315   | 9,684                        | 164,879    |

\* Project expenditures include, but are not limited to, construction costs, design costs, permitting costs, advertising costs during the planning and procurement phase, equipment, work orders, and Program Management fees.

This is a budget and expenditure activity report, and is not a construction status report. The accompanying introduction and notes are an integral part of this report.





# SMART Program Budget Activity Report

## Financially Active Projects Detail Schedule

for Quarter Ended September 30, 2018



GOB Referendum Approved by Voters on 11/4/2014 - 46 Months Since Approval

| School/<br>Project  | Original<br>Budget | Current<br>Budget | Prior Years<br>Expenditures | Commitments | Current Year<br>Expenditures | Balance   |
|---|--------------------|-------------------|-----------------------------|-------------|------------------------------|-----------|
| <b>Fort Lauderdale High School</b>  |                    |                   |                             |             |                              |           |
| Music Instruments<br>Project Number: 095185009  | 300,000            | 300,000           | 299,325                     | 669         | -                            | 6         |
| Building Envelope Improvements (Roof, Window, Ext Wall, etc.), Electrical Improvements, HVAC Improvements<br>Project Number: P.001839   | 2,409,000          | 2,409,000         | 140,141                     | 80,614      | -                            | 2,188,245 |
| <b>Fox Trail Elementary School</b>  |                    |                   |                             |             |                              |           |
| Art Room Renovation and Equipment, Building Envelope Improvements (Roof, Window, Ext Wall, etc.), Conversion of Existing Space to Music and/or Art Lab(s), HVAC Improvements, Music Room Renovation<br>Project Number: P.001973 | 770,000            | 770,000           | 56,576                      | 47,929      | 11,493                       | 654,002   |
| School Choice Enhancement<br>Project Number: P.002166   | 100,000            | 100,000           | -                           | 77,246      | 9,823                        | 12,931    |
| <b>Gator Run Elementary School</b>  |                    |                   |                             |             |                              |           |
| Art Room Renovation and Equipment, Building Envelope Improvements (Roof, Window, Ext Wall, etc.), Conversion of Existing Space to Music and/or Art Lab(s), HVAC Improvements, Music Room Renovation<br>Project Number: P.001863 | 2,571,000          | 2,571,000         | 218,745                     | 97,567      | 4,541                        | 2,250,147 |
| School Choice Enhancement<br>Project Number: P.002008   | 100,000            | 100,000           | 58,738                      | 5,224       | 26,610                       | 9,428     |
| <b>Glades Middle School</b>   |                    |                   |                             |             |                              |           |
| Building Envelope Improvements (Roof, Window, Ext Wall, etc.), HVAC Improvements<br>Project Number: P.001968  | 386,000            | 386,000           | 26,042                      | 31,637      | 6,563                        | 321,758   |

\* Project expenditures include, but are not limited to, construction costs, design costs, permitting costs, advertising costs during the planning and procurement phase, equipment, work orders, and Program Management fees.

This is a budget and expenditure activity report, and is not a construction status report. The accompanying introduction and notes are an integral part of this report.



# SMART Program Budget Activity Report

## Financially Active Projects Detail Schedule

for Quarter Ended September 30, 2018



GOB Referendum Approved by Voters on 11/4/2014 - 46 Months Since Approval

| School/<br>Project  | Original<br>Budget | Current<br>Budget | Prior Years<br>Expenditures | Commitments | Current Year<br>Expenditures | Balance   |
|---|--------------------|-------------------|-----------------------------|-------------|------------------------------|-----------|
| <b>Griffin Elementary School</b>  |                    |                   |                             |             |                              |           |
| Building Envelope Improvements (Roof, Window, Ext Wall, etc.), Fire Alarm, HVAC Improvements, Media Center improvements, PE/Athletic Improvements, Safety / Security Upgrade<br>Project Number: P.001745  | 2,258,000          | 4,126,208         | 261,069                     | 3,331,970   | 7,080                        | 526,089   |
| School Choice Enhancement<br>Project Number: P.001777   | 100,000            | 100,000           | 40,946                      | 46,556      | 10,000                       | 2,498     |
| <b>Gulfstream Academy of Hallandale Beach K-8(Hallandale Adult &amp; Community Center)</b>  |                    |                   |                             |             |                              |           |
| Building Envelope Improvements (Roof, Window, Ext Wall, etc.), Electrical Improvements, Fire Sprinklers, HVAC Improvements, Media Center improvements, Replacement of building 1, Replacement of building 12, Replacement of building 7, Replacement of buildin<br>Project Number: P.001822 | 5,161,700          | 5,161,700         | 408,388                     | 195,785     | 5,863                        | 4,551,664 |
| <b>Gulfstream Academy of Hallandale Beach K-8(Hallandale Elementary School)</b>   |                    |                   |                             |             |                              |           |
| Building Envelope Improvements (Roof, Window, Ext Wall, etc.), HVAC Improvements<br>Project Number: p.002072  | 1,090,000          | 1,090,000         | -                           | 103,923     | 33,077                       | 953,000   |

\* Project expenditures include, but are not limited to, construction costs, design costs, permitting costs, advertising costs during the planning and procurement phase, equipment, work orders, and Program Management fees.

This is a budget and expenditure activity report, and is not a construction status report. The accompanying introduction and notes are an integral part of this report.



# SMART Program Budget Activity Report

## Financially Active Projects Detail Schedule

for Quarter Ended September 30, 2018



GOB Referendum Approved by Voters on 11/4/2014 - 46 Months Since Approval

| School/<br>Project   | Original<br>Budget | Current<br>Budget | Prior Years<br>Expenditures | Commitments | Current Year<br>Expenditures | Balance   |
|--|--------------------|-------------------|-----------------------------|-------------|------------------------------|-----------|
| <b>Gulfstream Early Learning Center of Excellence</b>  |                    |                   |                             |             |                              |           |
| Building Envelope Improvements (Roof, Window, Ext Wall, etc.), Fire Alarm, HVAC Improvements, Replacement of building 4, Single Point of Entry<br>Project Number: p.002055   | 3,452,000          | 3,146,363         | 70,732                      | 197,293     | 102,707                      | 2,775,631 |
| <b>Hallandale High School</b>  |                    |                   |                             |             |                              |           |
| Music Instruments<br>Project Number: 040385009   | 300,000            | 300,000           | 299,963                     | -           | -                            | 37        |
| Building Envelope Improvements (Roof, Window, Ext Wall, etc.), Electrical Improvements, Fire Alarm, Fire Sprinklers, HVAC Improvements, Media Center improvements, STEM Lab improvements<br>Project Number: p.002115 | 6,955,000          | 6,955,000         | 21,371                      | 409,762     | 88,868                       | 6,434,999 |
| Weight Room Renovation<br>Project Number: p.002158   | 121,000            | 121,000           | -                           | 120,251     | -                            | 749       |
| <b>Harbordale Elementary School</b>  |                    |                   |                             |             |                              |           |
| Music Instruments<br>Project Number: 049185009   | 50,000             | 50,000            | 46,206                      | -           | 72                           | 3,722     |
| Building Envelope Improvements (Roof, Window, Ext Wall, etc.), HVAC Improvements<br>Project Number: p.002068   | 1,049,000          | 1,049,000         | 7,369                       | 94,347      | 40,784                       | 906,500   |
| <b>Hawkes Bluff Elementary School</b>  |                    |                   |                             |             |                              |           |
| Building Envelope Improvements (Roof, Window, Ext Wall, etc.), HVAC Improvements<br>Project Number: P.001784   | 2,903,000          | 2,903,000         | 293,819                     | 58,733      | -                            | 2,550,448 |
| School Choice Enhancement<br>Project Number: P.001843  | 100,000            | 100,000           | 59,561                      | 31,560      | -                            | 8,879     |

\* Project expenditures include, but are not limited to, construction costs, design costs, permitting costs, advertising costs during the planning and procurement phase, equipment, work orders, and Program Management fees.

This is a budget and expenditure activity report, and is not a construction status report. The accompanying introduction and notes are an integral part of this report.



# SMART Program Budget Activity Report

## Financially Active Projects Detail Schedule

for Quarter Ended September 30, 2018



GOB Referendum Approved by Voters on 11/4/2014 - 46 Months Since Approval

| School/<br>Project  | Original<br>Budget | Current<br>Budget | Prior Years<br>Expenditures | Commitments | Current Year<br>Expenditures | Balance   |
|---|--------------------|-------------------|-----------------------------|-------------|------------------------------|-----------|
| <b>Henry D. Perry Education Center</b>  |                    |                   |                             |             |                              |           |
| Building Envelope Improvements (Roof, Window, Ext Wall, etc.), Fire Alarm, Fire Sprinklers, HVAC Improvements<br>Project Number: P.001986   | 5,807,000          | 5,807,000         | 290,586                     | 252,034     | 57,916                       | 5,206,464 |
| <b>Heron Heights Elementary School</b>  |                    |                   |                             |             |                              |           |
| Building Envelope Improvements (Roof, Window, Ext Wall, etc.), Conversion of Existing Space to Music and/or Art Lab(s), HVAC Improvements, Music Room Renovations<br>Project Number: P.002147 | 657,000            | 657,000           | -                           | 85,000      | -                            | 572,000   |
| <b>Hollywood Central Elementary School</b>  |                    |                   |                             |             |                              |           |
| Building Envelope Improvements (Roof, Window, Ext Wall, etc.), Electrical Improvements, HVAC Improvements, Safety / Security Upgrade<br>Project Number: P.001983                              | 4,817,000          | 4,817,000         | 304,273                     | 116,775     | 30,133                       | 4,365,819 |
| <b>Hollywood Hills Elementary School</b>  |                    |                   |                             |             |                              |           |
| Building Envelope Improvements (Roof, Window, Ext Wall, etc.), Electrical Improvements, Fire Sprinklers, HVAC Improvements, Safety / Security Upgrade<br>Project Number: p.001845             | 2,999,000          | 2,999,000         | 40,561                      | 234,699     | -                            | 2,723,740 |
| Single Point of Entry<br>Project Number: p.001870   | 195,000            | 195,000           | 125,102                     | 5,108       | 32,195                       | 32,595    |
| <b>Hollywood Hills High School</b>  |                    |                   |                             |             |                              |           |
| Music Instruments<br>Project Number: 166185009  | 300,000            | 300,000           | 274,080                     | 8,679       | 12,867                       | 4,374     |

\* Project expenditures include, but are not limited to, construction costs, design costs, permitting costs, advertising costs during the planning and procurement phase, equipment, work orders, and Program Management fees.

This is a budget and expenditure activity report, and is not a construction status report. The accompanying introduction and notes are an integral part of this report.



# SMART Program Budget Activity Report

## Financially Active Projects Detail Schedule

for Quarter Ended September 30, 2018



GOB Referendum Approved by Voters on 11/4/2014 - 46 Months Since Approval

| School/<br>Project  | Original<br>Budget | Current<br>Budget | Prior Years<br>Expenditures | Commitments | Current Year<br>Expenditures | Balance    |
|---|--------------------|-------------------|-----------------------------|-------------|------------------------------|------------|
| <b>Hollywood Hills High School</b>  |                    |                   |                             |             |                              |            |
| Electrical Improvements, Fire Alarm, Fire Sprinklers, HVAC Improvements, Media Center improvements, Roof Replacement, Safety / Security Upgrade, Single Point of Entry, STEM Lab improvements<br>Project Number: P.001806 | 15,061,000         | 15,061,000        | 1,111,554                   | 368,196     | 78,441                       | 13,502,809 |
| <b>Hollywood Park Elementary School</b>   |                    |                   |                             |             |                              |            |
| Building Envelope Improvements (Roof, Window, Ext Wall, etc.), Electrical Improvements, Fire Sprinklers, HVAC Improvements, Media Center improvements<br>Project Number: P.001788   | 4,185,000          | 4,185,000         | 299,956                     | 125,661     | 12,929                       | 3,746,454  |
| School Choice Enhancement<br>Project Number: P.002028   | 100,000            | 100,000           | 14,888                      | 81,946      | -                            | 3,166      |
| <b>Horizon Elementary School</b>  |                    |                   |                             |             |                              |            |
| Building Envelope Improvements (Roof, Window, Ext Wall, etc.), HVAC Improvements, Media Center improvements<br>Project Number: P.002038   | 813,000            | 813,000           | 34,490                      | 64,688      | 13,574                       | 700,248    |
| School Choice Enhancement<br>Project Number: P.002231   | 100,000            | 100,000           | -                           | 19,325      | 75,620                       | 5,055      |
| <b>Hunt, James S. Elementary School</b>   |                    |                   |                             |             |                              |            |
| Building Envelope Improvements (Roof, Window, Ext Wall, etc.), Fire Alarm, Fire Sprinklers, HVAC Improvements, Media Center improvements<br>Project Number: p.002059  | 4,833,000          | 4,833,000         | 150,495                     | 347,743     | 85,220                       | 4,249,542  |

\* Project expenditures include, but are not limited to, construction costs, design costs, permitting costs, advertising costs during the planning and procurement phase, equipment, work orders, and Program Management fees.

This is a budget and expenditure activity report, and is not a construction status report. The accompanying introduction and notes are an integral part of this report.



# SMART Program Budget Activity Report

## Financially Active Projects Detail Schedule

for Quarter Ended September 30, 2018



GOB Referendum Approved by Voters on 11/4/2014 - 46 Months Since Approval

| School/<br>Project  | Original<br>Budget | Current<br>Budget | Prior Years<br>Expenditures | Commitments | Current Year<br>Expenditures | Balance   |
|---|--------------------|-------------------|-----------------------------|-------------|------------------------------|-----------|
| <b>Indian Ridge Middle School</b>   |                    |                   |                             |             |                              |           |
| Art Room Renovation and Equipment, Building Envelope Improvements (Roof, Window, Ext Wall, etc.), Conversion of Existing Space to Music and/or Art Lab(s), HVAC Improvements, Music Room Renovation<br>Project Number: P.001748 | 5,115,000          | 6,060,102         | 3,856,144                   | 277,781     | 1,165,196                    | 760,981   |
| <b>Indian Trace Elementary School</b>   |                    |                   |                             |             |                              |           |
| Building Envelope Improvements (Roof, Window, Ext Wall, etc.), Fire Alarm, HVAC Improvements<br>Project Number: P.001980  | 3,530,000          | 3,530,000         | 373,678                     | 204,091     | -                            | 2,952,231 |
| School Choice Enhancement<br>Project Number: P.002226   | 100,000            | 100,000           | -                           | 73,600      | 1,928                        | 24,472    |
| <b>King, Martin Luther (Dr. Martin Luther King, Jr. Montessori Academy)</b>   |                    |                   |                             |             |                              |           |
| Building Envelope Improvements (Roof, Window, Ext Wall, etc.), Fire Sprinklers, HVAC Improvements<br>Project Number: P.001662   | 1,061,000          | 1,061,000         | 209,939                     | 50,714      | -                            | 800,347   |
| School Choice Enhancement<br>Project Number: P.001802   | 100,000            | 100,000           | 79,655                      | 15,500      | -                            | 4,845     |
| <b>Lake Forest Elementary School</b>  |                    |                   |                             |             |                              |           |
| Building Envelope Improvements (Roof, Window, Ext Wall, etc.), HVAC Improvements<br>Project Number: P.001886  | 1,913,000          | 1,913,000         | 159,052                     | 47,451      | 8,112                        | 1,698,385 |
| School Choice Enhancement<br>Project Number: P.002217   | 100,000            | 100,000           | 1,558                       | 42,640      | 32,796                       | 23,006    |

\* Project expenditures include, but are not limited to, construction costs, design costs, permitting costs, advertising costs during the planning and procurement phase, equipment, work orders, and Program Management fees.

This is a budget and expenditure activity report, and is not a construction status report. The accompanying introduction and notes are an integral part of this report.



# SMART Program Budget Activity Report

## Financially Active Projects Detail Schedule

for Quarter Ended September 30, 2018



GOB Referendum Approved by Voters on 11/4/2014 - 46 Months Since Approval

| School/<br>Project   | Original<br>Budget | Current<br>Budget | Prior Years<br>Expenditures | Current Year<br>Commitments | Current Year<br>Expenditures | Balance   |
|--|--------------------|-------------------|-----------------------------|-----------------------------|------------------------------|-----------|
| <b>Lakeside Elementary School</b>  |                    |                   |                             |                             |                              |           |
| Building Envelope Improvements (Roof, Window, Ext Wall, etc.), HVAC Improvements<br>Project Number: p.002070   | 2,899,000          | 2,899,000         | 73,713                      | 148,167                     | 23,121                       | 2,653,999 |
| <b>Lanier-James Education Center</b>   |                    |                   |                             |                             |                              |           |
| School Choice Enhancement<br>Project Number: P.002025  | 100,000            | 100,000           | 64,310                      | 33,761                      | -                            | 1,929     |
| <b>Larkdale Elementary School</b>  |                    |                   |                             |                             |                              |           |
| Single Point of Entry<br>Project Number: P.001832  | 60,000             | 349,410           | 214,066                     | 4,500                       | 97,324                       | 33,520    |
| Building Envelope Improvements (Roof, Window, Ext Wall, etc.), Fire Alarm, HVAC Improvements, Replacement of building 1<br>Project Number: p.002073  | 1,401,000          | 1,401,000         | 26,603                      | 146,839                     | 18,558                       | 1,209,000 |
| <b>Lauderdale Lakes Middle School</b>  |                    |                   |                             |                             |                              |           |
| Fire Alarm, Fire Sprinklers, Media Center improvements, Roof repair, stucco and waterproof, interior repairs, HVAC - evaluation, test/balance and repair, etc.<br>Project Number: P.001637 | 6,481,000          | 6,481,000         | 769,807                     | 4,491,564                   | 471,493                      | 748,136   |
| School Choice Enhancement<br>Project Number: P.001966  | 100,000            | 100,000           | 29,070                      | 59,580                      | -                            | 11,350    |
| <b>Lauderdale Manors Early Learning and Resource Center</b>  |                    |                   |                             |                             |                              |           |
| Building Envelope Improvements (Roof, Window, Ext Wall, etc.), HVAC Improvements, Renovate Restroom<br>Project Number: P.001635  | 2,974,056          | 2,974,056         | 346,034                     | 94,639                      | 3,531                        | 2,529,852 |

\* Project expenditures include, but are not limited to, construction costs, design costs, permitting costs, advertising costs during the planning and procurement phase, equipment, work orders, and Program Management fees.

This is a budget and expenditure activity report, and is not a construction status report. The accompanying introduction and notes are an integral part of this report.



# SMART Program Budget Activity Report

## Financially Active Projects Detail Schedule

for Quarter Ended September 30, 2018



GOB Referendum Approved by Voters on 11/4/2014 - 46 Months Since Approval

| School/<br>Project  | Original<br>Budget | Current<br>Budget | Prior Years<br>Expenditures | Commitments | Current Year<br>Expenditures | Balance   |
|---|--------------------|-------------------|-----------------------------|-------------|------------------------------|-----------|
| <b>Lauderhill 6-12 School</b>   |                    |                   |                             |             |                              |           |
| Fire Alarm, Fire Sprinklers, HVAC Improvements, Media Center improvements, Roof repairs, new elevator, remodel mezzanine, covered walkway, gym lights<br>Project Number: P.001801 | 6,005,000          | 6,005,000         | 349,858                     | 115,588     | -                            | 5,539,554 |
| Single Point of Entry<br>Project Number: P.001956   | 270,000            | 303,916           | 19,354                      | 255,094     | -                            | 29,468    |
| School Choice Enhancement<br>Project Number: P.002235   | 100,000            | 100,000           | -                           | 1,541       | -                            | 98,459    |
| <b>Lauderhill-Paul Turner Elementary School</b>   |                    |                   |                             |             |                              |           |
| Building Envelope Improvements (Roof, Window, Ext Wall, etc.), Fire Sprinklers, HVAC Improvements<br>Project Number: p.002066   | 2,295,000          | 2,295,000         | 28,016                      | 166,500     | 33,985                       | 2,066,499 |
| <b>Liberty Elementary School</b>  |                    |                   |                             |             |                              |           |
| Conversion of Existing Space to Music and/or Art Lab(s), HVAC Improvements, Music Room Renovation, PE/Athletic Improvements<br>Project Number: P.001999                           | 377,000            | 377,000           | 15,834                      | 33,641      | 7,083                        | 320,442   |
| <b>Lloyd Estates Elementary School</b>  |                    |                   |                             |             |                              |           |
| Building Envelope Improvements (Roof, Window, Ext Wall, etc.), Fire Alarm, Fire Sprinklers, HVAC Improvements, Media Center improvements<br>Project Number: P.001824              | 2,252,000          | 2,252,000         | 247,404                     | 47,412      | -                            | 1,957,184 |

\* Project expenditures include, but are not limited to, construction costs, design costs, permitting costs, advertising costs during the planning and procurement phase, equipment, work orders, and Program Management fees.

This is a budget and expenditure activity report, and is not a construction status report. The accompanying introduction and notes are an integral part of this report.





# SMART Program Budget Activity Report

## Financially Active Projects Detail Schedule

for Quarter Ended September 30, 2018



GOB Referendum Approved by Voters on 11/4/2014 - 46 Months Since Approval

| School/<br>Project  | Original<br>Budget | Current<br>Budget | Prior Years<br>Expenditures | Commitments | Current Year<br>Expenditures | Balance   |
|---|--------------------|-------------------|-----------------------------|-------------|------------------------------|-----------|
| <b>Lyons Creek Middle School</b>  |                    |                   |                             |             |                              |           |
| Art Room Renovation and Equipment, Building Envelope Improvements (Roof, Window, Ext Wall, etc.), Conversion of Existing Space to Music and/or Art Lab(s), HVAC Improvements, Music Room Renovation<br>Project Number: p.002141 | 3,049,000          | 3,049,000         | -                           | -           | 85                           | 3,048,915 |
| <b>Manatee Bay Elementary School</b>  |                    |                   |                             |             |                              |           |
| Art Room Renovation and Equipment, Building Envelope Improvements (Roof, Window, Ext Wall, etc.), Conversion of Existing Space to Music and/or Art Lab(s), HVAC Improvements, Music Room Renovation<br>Project Number: P.001759 | 1,759,000          | 2,384,661         | 2,028,769                   | 103,223     | 64,143                       | 188,526   |
| <b>Maplewood Elementary School</b>  |                    |                   |                             |             |                              |           |
| ADA Restrooms & Fire Sprinkler and Restrooms, Building Envelope Improvements (Roof, Window, Ext Wall, etc.), Fire Alarm<br>Project Number: P.001639   | 2,279,629          | 2,279,629         | 275,327                     | 78,944      | 11,518                       | 1,913,840 |
| HVAC Improvements, Media Center improvements<br>Project Number: P.001998  | 362,000            | 362,000           | 19,625                      | 33,331      | 6,760                        | 302,284   |

\* Project expenditures include, but are not limited to, construction costs, design costs, permitting costs, advertising costs during the planning and procurement phase, equipment, work orders, and Program Management fees.

This is a budget and expenditure activity report, and is not a construction status report. The accompanying introduction and notes are an integral part of this report.



# SMART Program Budget Activity Report

## Financially Active Projects Detail Schedule

for Quarter Ended September 30, 2018



GOB Referendum Approved by Voters on 11/4/2014 - 46 Months Since Approval

| School/<br>Project   | Original<br>Budget | Current<br>Budget | Prior Years<br>Expenditures | Commitments | Current Year<br>Expenditures | Balance   |
|--|--------------------|-------------------|-----------------------------|-------------|------------------------------|-----------|
| <b>Margate Elementary School</b>   |                    |                   |                             |             |                              |           |
| Building Envelope Improvements (Roof, Window, Ext Wall, etc.), Conversion of Existing Space to Music and/or Art Lab(s), Fire Sprinklers, HVAC Improvements, Music Room Renovation, Replacement of building 1, Single Point of Entry<br>Project Number: P.001647                            | 4,423,753          | 4,423,753         | 531,711                     | 97,038      | -                            | 3,795,004 |
| School Choice Enhancement<br>Project Number: P.001698  | 100,000            | 100,000           | 55,486                      | -           | 1,890                        | 42,624    |
| <b>Margate Middle School</b>   |                    |                   |                             |             |                              |           |
| Art Room Renovation and Equipment, Building Envelope Improvements (Roof, Window, Ext Wall, etc.), Conversion of Existing Space to Music and/or Art Lab(s), Electrical Improvements, Fire Alarm, Fire Sprinklers, HVAC Improvements, Media Center improvements,<br>Project Number: P.001836 | 8,869,000          | 8,869,000         | 633,014                     | 264,413     | 2,732                        | 7,968,841 |
| School Choice Enhancement<br>Project Number: P.002232  | 100,000            | 100,000           | -                           | 66,724      | -                            | 33,276    |
| <b>Markham, C. Robert Elementary School</b>  |                    |                   |                             |             |                              |           |
| Building Envelope Improvements (Roof, Window, Ext Wall, etc.), Fire Alarm, Fire Sprinklers, HVAC Improvements, Replacement of building 1<br>Project Number: P.001920   | 9,159,000          | 9,159,000         | 663,034                     | 568,323     | 83,658                       | 7,843,985 |
| School Choice Enhancement<br>Project Number: P.002227  | 100,000            | 100,000           | -                           | 59,110      | -                            | 40,890    |

\* Project expenditures include, but are not limited to, construction costs, design costs, permitting costs, advertising costs during the planning and procurement phase, equipment, work orders, and Program Management fees.

This is a budget and expenditure activity report, and is not a construction status report. The accompanying introduction and notes are an integral part of this report.



# SMART Program Budget Activity Report

## Financially Active Projects Detail Schedule

for Quarter Ended September 30, 2018



GOB Referendum Approved by Voters on 11/4/2014 - 46 Months Since Approval

| School/<br>Project  | Original<br>Budget | Current<br>Budget | Prior Years<br>Expenditures | Commitments | Current Year<br>Expenditures | Balance    |
|---|--------------------|-------------------|-----------------------------|-------------|------------------------------|------------|
| <b>McArthur High School</b>   |                    |                   |                             |             |                              |            |
| Building Envelope Improvements (Roof, Window, Ext Wall, etc.), Electrical Improvements, Fire Sprinklers, HVAC Improvements, Media Center improvements, Replacement of building 1, Replacement of building 6, Safety / Security Upgrade, STEM Lab improvements<br>Project Number: P.001954 | 16,702,000         | 15,811,496        | 247,892                     | 944,337     | 42,277                       | 14,576,990 |
| School Choice Enhancement<br>Project Number: P.002233   | 100,000            | 100,000           | -                           | 29,290      | -                            | 70,710     |
| <b>McFatter Technical College</b>   |                    |                   |                             |             |                              |            |
| ADA Renovate Restroom, Building Envelope Improvements (Roof, Window, Ext Wall, etc.), Electrical Improvements, Fire Alarm, Fire Sprinklers, HVAC repairs to include buildings 1,2,4,5., Media Center improvements, Safety / Security Upgrade<br>Project Number: P.001658                  | 7,371,525          | 7,371,525         | 668,865                     | 134,582     | 60,519                       | 6,507,559  |
| School Choice Enhancement<br>Project Number: P.001851   | 100,000            | 100,000           | 37,249                      | 62,188      | -                            | 563        |
| <b>McFatter Technical, Broward Fire Academy</b>   |                    |                   |                             |             |                              |            |
| Building Envelope Improvements (Roof, Window, Ext Wall, etc.), Fire Sprinklers<br>Project Number: P.001965  | 256,000            | 256,000           | 24,861                      | 11,510      | 2,479                        | 217,150    |
| <b>McNab Elementary School</b>  |                    |                   |                             |             |                              |            |
| Building Envelope Improvements (Roof, Window, Ext Wall, etc.), HVAC Improvements<br>Project Number: P.001964  | 1,295,000          | 1,295,000         | 106,404                     | 50,231      | 2,836                        | 1,135,529  |

\* Project expenditures include, but are not limited to, construction costs, design costs, permitting costs, advertising costs during the planning and procurement phase, equipment, work orders, and Program Management fees.

This is a budget and expenditure activity report, and is not a construction status report. The accompanying introduction and notes are an integral part of this report.



# SMART Program Budget Activity Report

## Financially Active Projects Detail Schedule

for Quarter Ended September 30, 2018



GOB Referendum Approved by Voters on 11/4/2014 - 46 Months Since Approval

| School/<br>Project   | Original<br>Budget | Current<br>Budget | Prior Years<br>Expenditures | Commitments | Current Year<br>Expenditures | Balance   |
|--|--------------------|-------------------|-----------------------------|-------------|------------------------------|-----------|
| <b>McNicol Middle School</b>   |                    |                   |                             |             |                              |           |
| Music Instruments<br>Project Number: 048185009   | 100,000            | 100,000           | -                           | 81,000      | 19,000                       | -         |
| Single Point of Entry<br>Project Number: P.001856  | 233,000            | 258,000           | 127,768                     | 22,870      | 107,361                      | 1         |
| Building Envelope Improvements (Roof, Window, Ext Wall, etc.), Conversion of Existing Space to Music and/or Art Lab(s), Fire Sprinklers, HVAC Improvements, Music Room Renovation<br>Project Number: p.001941        | 1,345,000          | 1,345,000         | 98,921                      | 496,323     | 364,758                      | 384,998   |
| <b>Meadowbrook Elementary School</b>   |                    |                   |                             |             |                              |           |
| Building Envelope Improvements (Roof, Window, Ext Wall, etc.), Electrical Improvements, Fire Sprinklers, HVAC Improvements<br>Project Number: p.002083   | 1,061,000          | 1,061,000         | -                           | 120,968     | 30,032                       | 910,000   |
| <b>Millennium 6-12 Collegiate Academy</b>  |                    |                   |                             |             |                              |           |
| Art Room Renovation and Equipment, Building Envelope Improvements (Roof, Window, Ext Wall, etc.), Conversion of Existing Space to Music and/or Art Lab(s), Fire Alarm, HVAC Improvements<br>Project Number: P.002046 | 2,935,000          | 2,935,000         | 114,952                     | 174,723     | 42,960                       | 2,602,365 |
| School Choice Enhancement<br>Project Number: P.002175  | 100,000            | 100,000           | 19,373                      | 80,308      | -                            | 319       |
| <b>Miramar Elementary School</b>   |                    |                   |                             |             |                              |           |
| Building Envelope Improvements (Roof, Window, Ext Wall, etc.), HVAC Improvements<br>Project Number: P.001727   | 3,798,000          | 3,798,000         | 428,149                     | 52,887      | 6,864                        | 3,310,100 |

\* Project expenditures include, but are not limited to, construction costs, design costs, permitting costs, advertising costs during the planning and procurement phase, equipment, work orders, and Program Management fees.

This is a budget and expenditure activity report, and is not a construction status report. The accompanying introduction and notes are an integral part of this report.



# SMART Program Budget Activity Report

## Financially Active Projects Detail Schedule

for Quarter Ended September 30, 2018



GOB Referendum Approved by Voters on 11/4/2014 - 46 Months Since Approval

| School/<br>Project  | Original<br>Budget | Current<br>Budget | Prior Years<br>Expenditures | Commitments | Current Year<br>Expenditures | Balance   |
|---|--------------------|-------------------|-----------------------------|-------------|------------------------------|-----------|
| <b>Miramar High School</b>  |                    |                   |                             |             |                              |           |
| Single Point of Entry<br>Project Number: P.001827   | 540,000            | 540,000           | 68,765                      | 179,946     | 3,205                        | 288,084   |
| Building Envelope Improvements (Roof, Window, Ext Wall, etc.), Conversion of Existing Space to Music and/or Art Lab(s), Electrical Improvements, Fire Alarm, Fire Sprinklers, HVAC Improvements, Media Center improvements, Music Room Renovation, STEM Lab imp<br>Project Number: P.002003 | 11,007,000         | 11,007,000        | 525,517                     | 653,261     | 17,614                       | 9,810,608 |
| <b>Mirror Lake Elementary School</b>  |                    |                   |                             |             |                              |           |
| Building Envelope Improvements (Roof, Window, Ext Wall, etc.), Fire Sprinklers, HVAC Improvements, Media Center improvements<br>Project Number: P.002011  | 1,720,000          | 1,720,000         | 112,844                     | 108,429     | -                            | 1,498,727 |
| <b>Monarch High School</b>  |                    |                   |                             |             |                              |           |
| Building Envelope Improvements (Roof, Window, Ext Wall, etc.), HVAC Improvements<br>Project Number: p.002148  | 2,224,000          | 2,224,000         | -                           | -           | 85                           | 2,223,915 |
| <b>Morrow Elementary School</b>   |                    |                   |                             |             |                              |           |
| School Choice Enhancement<br>Project Number: P.001925   | 100,000            | 100,000           | 78,821                      | -           | -                            | 21,179    |
| ADA Stage Lift, Electrical Improvements, Fire Sprinkler Protection and Fire Alarm, HVAC Improvements, Media Center improvements<br>Project Number: p.001996   | 2,386,623          | 2,386,623         | 204,524                     | 11,771      | -                            | 2,170,328 |

\* Project expenditures include, but are not limited to, construction costs, design costs, permitting costs, advertising costs during the planning and procurement phase, equipment, work orders, and Program Management fees.

This is a budget and expenditure activity report, and is not a construction status report. The accompanying introduction and notes are an integral part of this report.



# SMART Program Budget Activity Report

## Financially Active Projects Detail Schedule

for Quarter Ended September 30, 2018



GOB Referendum Approved by Voters on 11/4/2014 - 46 Months Since Approval

| School/<br>Project  | Original<br>Budget | Current<br>Budget | Prior Years<br>Expenditures | Commitments | Current Year<br>Expenditures | Balance   |
|---|--------------------|-------------------|-----------------------------|-------------|------------------------------|-----------|
| <b>New Renaissance Middle School</b>  |                    |                   |                             |             |                              |           |
| Building Envelope Improvements (Roof, Window, Ext Wall, etc.), HVAC Improvements<br>Project Number: p.002143  | 3,554,000          | 3,554,000         | -                           | -           | 86                           | 3,553,914 |
| <b>New River Middle School</b>  |                    |                   |                             |             |                              |           |
| School Choice Enhancement<br>Project Number: P.001703   | 100,000            | 100,000           | 47,066                      | 29,252      | 4,017                        | 19,665    |
| Building Envelope Improvements (Roof, Window, Ext Wall, etc.), HVAC Improvements<br>Project Number: P.001710  | 2,242,000          | 2,242,000         | 239,300                     | 71,519      | -                            | 1,931,181 |
| <b>Nob Hill Elementary School</b>   |                    |                   |                             |             |                              |           |
| Building Envelope Improvements (Roof, Window, Ext Wall, etc.), Electrical Improvements, Fire Alarm, Fire Sprinklers, HVAC Improvements, Media Center improvements<br>Project Number: p.002112 | 1,859,000          | 1,859,000         | 23,000                      | 105,787     | 48,212                       | 1,682,001 |
| <b>Norcrest Elementary School</b>   |                    |                   |                             |             |                              |           |
| Building Envelope Improvements (Roof, Window, Ext Wall, etc.), HVAC Improvements, Media Center improvements<br>Project Number: P.001969   | 2,110,000          | 2,110,000         | 177,469                     | 73,931      | 22,596                       | 1,836,004 |
| <b>North Andrews Gardens Elementary School</b>  |                    |                   |                             |             |                              |           |
| Building Envelope Improvements (Roof, Window, Ext Wall, etc.), Fire Sprinklers, HVAC Improvements<br>Project Number: p.001890   | 2,278,000          | 2,278,000         | 20,635                      | 219,702     | -                            | 2,037,663 |
| Single Point of Entry<br>Project Number: P.002186   | 60,000             | 60,000            | -                           | 1,716       | 8,027                        | 50,257    |

\* Project expenditures include, but are not limited to, construction costs, design costs, permitting costs, advertising costs during the planning and procurement phase, equipment, work orders, and Program Management fees.

This is a budget and expenditure activity report, and is not a construction status report. The accompanying introduction and notes are an integral part of this report.



# SMART Program Budget Activity Report

## Financially Active Projects Detail Schedule

for Quarter Ended September 30, 2018



GOB Referendum Approved by Voters on 11/4/2014 - 46 Months Since Approval

| School/<br>Project  | Original<br>Budget | Current<br>Budget | Prior Years<br>Expenditures | Commitments | Current Year<br>Expenditures | Balance   |
|---|--------------------|-------------------|-----------------------------|-------------|------------------------------|-----------|
| <b>North Fork Elementary School</b>   |                    |                   |                             |             |                              |           |
| Building Envelope Improvements (Roof, Window, Ext Wall, etc.), Fire Sprinklers, HVAC Improvements<br>Project Number: P.001849   | 1,933,000          | 1,933,000         | 175,509                     | 42,639      | -                            | 1,714,852 |
| Remodel Reception area including millwork, addition of one new door and relocation of electrical fixtures and exit signs, Single Point of Entry<br>Project Number: P.001901 | 33,617             | 62,480            | 51,342                      | 4,037       | 868                          | 6,233     |
| School Choice Enhancement<br>Project Number: P.002204   | 100,000            | 100,000           | 5,960                       | 40,067      | 1,638                        | 52,335    |
| <b>North Lauderdale Elementary School</b>   |                    |                   |                             |             |                              |           |
| Building Envelope Improvements (Roof, Window, Ext Wall, etc.), Fire Alarm, Fire Sprinklers, HVAC Improvements, Media Center improvements<br>Project Number: p.001903        | 1,436,000          | 1,436,000         | 128,443                     | 59,213      | -                            | 1,248,344 |
| School Choice Enhancement<br>Project Number: P.001907   | 100,000            | 100,000           | 41,648                      | 20,498      | 5,905                        | 31,949    |
| <b>North Side Elementary School</b>   |                    |                   |                             |             |                              |           |
| Music Instruments<br>Project Number: 004185009  | 50,000             | 50,000            | 38,632                      | 7,852       | 3,154                        | 362       |
| Single Point of Entry<br>Project Number: P.001880   | 60,000             | 60,000            | 1,685                       | 4,000       | 8,500                        | 45,815    |
| Building Envelope Improvements (Roof, Window, Ext Wall, etc.), HVAC Improvements<br>Project Number: P.001992  | 1,696,000          | 1,696,000         | 163,104                     | 56,236      | -                            | 1,476,660 |

\* Project expenditures include, but are not limited to, construction costs, design costs, permitting costs, advertising costs during the planning and procurement phase, equipment, work orders, and Program Management fees.

This is a budget and expenditure activity report, and is not a construction status report. The accompanying introduction and notes are an integral part of this report.



# SMART Program Budget Activity Report

## Financially Active Projects Detail Schedule

for Quarter Ended September 30, 2018



GOB Referendum Approved by Voters on 11/4/2014 - 46 Months Since Approval

| School/<br>Project  | Original<br>Budget | Current<br>Budget | Prior Years<br>Expenditures | Commitments | Current Year<br>Expenditures | Balance    |
|---|--------------------|-------------------|-----------------------------|-------------|------------------------------|------------|
| <b>Northeast High School</b>  |                    |                   |                             |             |                              |            |
| ADA renovations related to educational adequacy, Electrical Improvements, Fire Alarm, Fire Sprinklers, HVAC Improvements, Re-Roofing, Safety / Security Upgrade, Single Point of Entry, STEM Lab improvements<br>Project Number: P.001684 | 14,426,000         | 14,426,000        | 2,092,187                   | 507,369     | 69,884                       | 11,756,560 |
| School Choice Enhancement<br>Project Number: P.001758   | 100,000            | 100,000           | 84,812                      | 1,646       | 5,698                        | 7,844      |
| <b>Nova Blanche Forman Elementary School</b>  |                    |                   |                             |             |                              |            |
| Single Point of Entry<br>Project Number: P.001889   | 195,000            | 195,000           | 1,095                       | 42,747      | 9,460                        | 141,698    |
| Building Envelope Improvements (Roof, Window, Ext Wall, etc.), HVAC Improvements<br>Project Number: P.002149  | 1,748,000          | 1,748,000         | -                           | 199,000     | -                            | 1,549,000  |
| <b>Nova Dwight D Eisenhower Elementary School</b>   |                    |                   |                             |             |                              |            |
| Single Point of Entry<br>Project Number: P.001884   | 195,000            | 195,000           | 15,552                      | 118,724     | 72                           | 60,652     |
| Building Envelope Improvements (Roof, Window, Ext Wall, etc.), Fire Alarm, Electrical Improvements, Media Center Improvements<br>Project Number: P.002145   | 1,031,000          | 1,031,000         | -                           | 114,001     | -                            | 916,999    |

\* Project expenditures include, but are not limited to, construction costs, design costs, permitting costs, advertising costs during the planning and procurement phase, equipment, work orders, and Program Management fees.

This is a budget and expenditure activity report, and is not a construction status report. The accompanying introduction and notes are an integral part of this report.





# SMART Program Budget Activity Report

## Financially Active Projects Detail Schedule

for Quarter Ended September 30, 2018



GOB Referendum Approved by Voters on 11/4/2014 - 46 Months Since Approval

| School/<br>Project  | Original<br>Budget | Current<br>Budget | Prior Years<br>Expenditures | Commitments | Current Year<br>Expenditures | Balance    |
|---|--------------------|-------------------|-----------------------------|-------------|------------------------------|------------|
| <b>Nova High School</b>   |                    |                   |                             |             |                              |            |
| Art Room Renovation and Equipment, Building Envelope Improvements (Roof, Window, Ext Wall, etc.), Electrical Improvements, Fire Alarm, HVAC Improvements, Media Center improvements, Music Room Renovation, Safety / Security Upgrade, Single Point of Entry, S<br>Project Number: P.001817 | 19,833,000         | 19,833,000        | 1,499,625                   | 533,846     | 53,708                       | 17,745,821 |
| <b>Nova Middle School</b>   |                    |                   |                             |             |                              |            |
| Art Room Renovation and Equipment, Building Envelope Improvements (Roof, Window, Ext Wall, etc.), Conversion of Existing Space to Music and/or Art Lab(s), HVAC Improvements<br>Project Number: P.001898  | 2,602,000          | 2,602,000         | 118,574                     | 108,054     | 35,528                       | 2,339,844  |
| Fire Sprinklers<br>Project Number: P.002027   | 903,000            | 903,000           | 107,730                     | 58,183      | 27,111                       | 709,976    |
| <b>Oakland Park Elementary School</b>   |                    |                   |                             |             |                              |            |
| Building Envelope Improvements (Roof, Window, Ext Wall, etc.), Electrical Improvements, Fire Alarm, HVAC Improvements<br>Project Number: P.001895   | 3,061,000          | 3,061,000         | 231,208                     | 101,198     | 12,730                       | 2,715,864  |
| School Choice Enhancement<br>Project Number: P.002007   | 100,000            | 100,000           | 88,199                      | -           | -                            | 11,801     |
| <b>Oakridge Elementary School</b>   |                    |                   |                             |             |                              |            |
| Building Envelope Improvements (Roof, Window, Ext Wall, etc.), Fire Alarm, HVAC Improvements, Media Center improvements, Replacement of building 2<br>Project Number: P.001712  | 3,606,000          | 3,606,000         | 332,482                     | 80,122      | -                            | 3,193,396  |

\* Project expenditures include, but are not limited to, construction costs, design costs, permitting costs, advertising costs during the planning and procurement phase, equipment, work orders, and Program Management fees.

This is a budget and expenditure activity report, and is not a construction status report. The accompanying introduction and notes are an integral part of this report.



# SMART Program Budget Activity Report

## Financially Active Projects Detail Schedule

for Quarter Ended September 30, 2018



GOB Referendum Approved by Voters on 11/4/2014 - 46 Months Since Approval

| School/<br>Project   | Original<br>Budget | Current<br>Budget | Prior Years<br>Expenditures | Commitments | Current Year<br>Expenditures | Balance   |
|--|--------------------|-------------------|-----------------------------|-------------|------------------------------|-----------|
| <b>Olsen Middle School</b>   |                    |                   |                             |             |                              |           |
| Building Envelope Improvements (Roof, Window, Ext Wall, etc.), Electrical Improvements, Fire Sprinklers, HVAC Improvements, Media Center improvements, Safety / Security Upgrade<br>Project Number: P.001955 | 7,073,000          | 7,073,000         | 315,293                     | 257,714     | 80,279                       | 6,419,714 |
| <b>Oriole Elementary School</b>  |                    |                   |                             |             |                              |           |
| ADA Restrooms, Building Envelope Improvements (Roof, Window, Ext Wall, etc.), Fire Alarm, Fire Sprinklers, HVAC Improvements, Media Center improvements<br>Project Number: P.001970                          | 3,176,000          | 3,176,000         | 166,124                     | 175,831     | 2,001                        | 2,832,044 |
| School Choice Enhancement<br>Project Number: P.002279  | 100,000            | 100,000           | -                           | 64,974      | 27,440                       | 7,586     |
| <b>Palm Cove Elementary School</b>   |                    |                   |                             |             |                              |           |
| Building Envelope Improvements (Roof, Window, Ext Wall, etc.), HVAC Improvements<br>Project Number: P.001885   | 2,212,000          | 3,530,659         | 236,461                     | 36,442      | 15,847                       | 3,241,909 |
| <b>Palmview Elementary School</b>  |                    |                   |                             |             |                              |           |
| Building Envelope Improvements (Roof, Window, Ext Wall, etc.), Fire Sprinklers, HVAC Improvements, Media Center improvements<br>Project Number: p.002084   | 3,952,000          | 3,952,000         | -                           | 319,437     | 30,564                       | 3,601,999 |
| <b>Panther Run Elementary School</b>   |                    |                   |                             |             |                              |           |
| Building Envelope Improvements (Roof, Window, Ext Wall, etc.), HVAC Improvements<br>Project Number: p.002069   | 1,434,000          | 1,434,000         | 26,315                      | 129,840     | 17,345                       | 1,260,500 |

\* Project expenditures include, but are not limited to, construction costs, design costs, permitting costs, advertising costs during the planning and procurement phase, equipment, work orders, and Program Management fees.

This is a budget and expenditure activity report, and is not a construction status report. The accompanying introduction and notes are an integral part of this report.



# SMART Program Budget Activity Report

## Financially Active Projects Detail Schedule

for Quarter Ended September 30, 2018



GOB Referendum Approved by Voters on 11/4/2014 - 46 Months Since Approval

| School/<br>Project  | Original<br>Budget | Current<br>Budget | Prior Years<br>Expenditures | Commitments | Current Year<br>Expenditures | Balance   |
|---|--------------------|-------------------|-----------------------------|-------------|------------------------------|-----------|
| <b>Park Lakes Elementary School</b>   |                    |                   |                             |             |                              |           |
| School Choice Enhancement<br>Project Number: P.001773   | 100,000            | 100,000           | 13,300                      | 68,653      | 12,000                       | 6,047     |
| Art Room Renovation and<br>Equipment, Building Envelope<br>Improvements (Roof, Window,<br>Ext Wall, etc.), Conversion of<br>Existing Space to Music and/or<br>Art Lab(s), Fire Sprinklers, Music<br>Room Renovation<br>Project Number: P.001988 | 774,000            | 774,000           | 26,354                      | 71,232      | 23,266                       | 653,148   |
| <b>Park Ridge Elementary School</b>   |                    |                   |                             |             |                              |           |
| Building Envelope Improvements<br>(Roof, Window, Ext Wall, etc.),<br>Fire Alarm, HVAC Improvements,<br>Media Center improvements<br>Project Number: p.001844  | 2,184,000          | 2,184,000         | 85,278                      | 136,941     | 26,133                       | 1,935,648 |
| <b>Park Springs Elementary School</b>   |                    |                   |                             |             |                              |           |
| Music Instruments<br>Project Number: 317185009  | 50,000             | 50,000            | 40,888                      | 480         | -                            | 8,632     |
| Building Envelope Improvements<br>(Roof, Window, Ext Wall, etc.),<br>Conversion of Existing Space to<br>Music and/or Art Lab(s), Fire<br>Sprinklers and Fire Alarm, HVAC<br>Improvements, Music Room<br>Renovation<br>Project Number: p.002062  | 5,021,000          | 5,021,000         | 28,341                      | 371,885     | 34,774                       | 4,586,000 |

\* Project expenditures include, but are not limited to, construction costs, design costs, permitting costs, advertising costs during the planning and procurement phase, equipment, work orders, and Program Management fees.

This is a budget and expenditure activity report, and is not a construction status report.  
The accompanying introduction and notes are an integral part of this report.



# SMART Program Budget Activity Report

## Financially Active Projects Detail Schedule

for Quarter Ended September 30, 2018



GOB Referendum Approved by Voters on 11/4/2014 - 46 Months Since Approval

| School/<br>Project  | Original<br>Budget | Current<br>Budget | Prior Years<br>Expenditures | Commitments | Current Year<br>Expenditures | Balance   |
|---|--------------------|-------------------|-----------------------------|-------------|------------------------------|-----------|
| <b>Park Trails Elementary School</b>  |                    |                   |                             |             |                              |           |
| Art Room Renovation and Equipment, Building Envelope Improvements (Roof, Window, Ext Wall, etc.), Conversion of Existing Space to Music and/or Art Lab(s), Fire Alarm, HVAC Improvements, Music Room Renovation<br>Project Number: p.002116 | 2,314,000          | 2,314,000         | 7,794                       | 184,570     | 30,137                       | 2,091,499 |
| <b>Parkside Elementary School</b>   |                    |                   |                             |             |                              |           |
| Building Envelope Improvements (Roof, Window, Ext Wall, etc.), HVAC Improvements<br>Project Number: p.002082  | 846,000            | 846,000           | -                           | 99,568      | 30,032                       | 716,400   |
| <b>Parkway Middle School</b>  |                    |                   |                             |             |                              |           |
| Fire Sprinklers, HVAC Improvements, Media Center improvements<br>Project Number: P.001807   | 3,166,640          | 3,166,640         | 234,935                     | 28,652      | -                            | 2,903,053 |
| <b>Pasadena Lakes Elementary School</b>   |                    |                   |                             |             |                              |           |
| Building Envelope Improvements (Roof, Window, Ext Wall, etc.), Fire Sprinklers, HVAC Improvements, Media Center improvements<br>Project Number: P.001634  | 4,023,000          | 4,023,000         | 348,489                     | 156,827     | -                            | 3,517,684 |
| <b>Pembroke Lakes Elementary School</b>   |                    |                   |                             |             |                              |           |
| Building Envelope Improvements (Roof, Window, Ext Wall, etc.), Fire Alarm, HVAC Improvements, Media Center improvements<br>Project Number: P.001842   | 2,554,000          | 2,554,000         | 219,453                     | 74,705      | 1,785                        | 2,258,057 |
| School Choice Enhancement<br>Project Number: P.002171   | 100,000            | 100,000           | -                           | 48,313      | 46,996                       | 4,691     |

\* Project expenditures include, but are not limited to, construction costs, design costs, permitting costs, advertising costs during the planning and procurement phase, equipment, work orders, and Program Management fees.

This is a budget and expenditure activity report, and is not a construction status report. The accompanying introduction and notes are an integral part of this report.



# SMART Program Budget Activity Report

## Financially Active Projects Detail Schedule

for Quarter Ended September 30, 2018



GOB Referendum Approved by Voters on 11/4/2014 - 46 Months Since Approval

| School/<br>Project  | Original<br>Budget | Current<br>Budget | Prior Years<br>Expenditures | Commitments | Current Year<br>Expenditures | Balance   |
|---|--------------------|-------------------|-----------------------------|-------------|------------------------------|-----------|
| <b>Pembroke Pines Elementary School</b>   |                    |                   |                             |             |                              |           |
| Building Envelope Improvements (Roof, Window, Ext Wall, etc.), Electrical Improvements, HVAC Improvements, Media Center improvements, Safety / Security Upgrade<br>Project Number: P.001864 | 3,909,000          | 3,909,000         | 439,332                     | 101,118     | 11,428                       | 3,357,122 |
| School Choice Enhancement<br>Project Number: P.002183   | 100,000            | 100,000           | 3,490                       | -           | 10,749                       | 85,761    |
| <b>Perry, Annabel C. Elementary School</b>  |                    |                   |                             |             |                              |           |
| Music Instruments<br>Project Number: 163185009  | 50,000             | 50,000            | 50,000                      | -           | -                            | -         |
| Building Envelope Improvements (Roof, Window, Ext Wall, etc.), Electrical Improvements, Fire Alarm, Fire Sprinklers, HVAC Improvements<br>Project Number: P.001728                          | 2,742,000          | 4,692,037         | 246,568                     | 69,864      | 1,501                        | 4,374,104 |
| Media Center improvements<br>Project Number: P.002005   | 323,000            | 323,000           | 16,778                      | 6,123       | -                            | 300,099   |
| <b>Peters Elementary School</b>   |                    |                   |                             |             |                              |           |
| Building Envelope Improvements (Roof, Window, Ext Wall, etc.), Fire Alarm, Fire Sprinklers, HVAC Improvements, Media Center improvements<br>Project Number: P.002041                        | 3,038,000          | 3,038,000         | 68,298                      | 274,000     | -                            | 2,695,702 |
| <b>Pine Ridge Education Center</b>  |                    |                   |                             |             |                              |           |
| HVAC Improvements<br>Project Number: p.002121   | 74,000             | 74,000            | -                           | 20,418      | -                            | 53,582    |

\* Project expenditures include, but are not limited to, construction costs, design costs, permitting costs, advertising costs during the planning and procurement phase, equipment, work orders, and Program Management fees.

This is a budget and expenditure activity report, and is not a construction status report. The accompanying introduction and notes are an integral part of this report.



# SMART Program Budget Activity Report

## Financially Active Projects Detail Schedule

for Quarter Ended September 30, 2018



GOB Referendum Approved by Voters on 11/4/2014 - 46 Months Since Approval

| School/<br>Project   | Original<br>Budget | Current<br>Budget | Prior Years<br>Expenditures | Commitments | Current Year<br>Expenditures | Balance   |
|--|--------------------|-------------------|-----------------------------|-------------|------------------------------|-----------|
| <b>Pines Lakes Elementary School</b>   |                    |                   |                             |             |                              |           |
| Building Envelope Improvements (Roof, Window, Ext Wall, etc.), Fire Sprinklers, HVAC Improvements, Media Center improvements<br>Project Number: P.002004   | 1,483,000          | 1,483,000         | 81,643                      | 112,182     | 36,572                       | 1,252,603 |
| School Choice Enhancement<br>Project Number: P.002266  | 100,000            | 100,000           | -                           | 10,560      | -                            | 89,440    |
| <b>Pines Middle School</b>   |                    |                   |                             |             |                              |           |
| Building Envelope Improvements (Roof, Window, Ext Wall, etc.), HVAC Improvements<br>Project Number: p.002130   | 395,000            | 395,000           | -                           | 43,500      | -                            | 351,500   |
| <b>Pinewood Elementary School</b>  |                    |                   |                             |             |                              |           |
| School Choice Enhancement<br>Project Number: P.001813  | 100,000            | 100,000           | 58,343                      | 36,351      | -                            | 5,306     |
| Building Envelope Improvements (Roof, Window, Ext Wall, etc.), Fire Sprinklers, HVAC Improvements, Media Center improvements<br>Project Number: P.001949   | 1,908,000          | 1,908,000         | 229,741                     | 57,751      | -                            | 1,620,508 |
| <b>Pioneer Middle School</b>   |                    |                   |                             |             |                              |           |
| Building Envelope Improvements (Roof, Window, Ext Wall, etc.), Fire Sprinkler Protection. Upgrade lighting to T8 and Emergency Lighting, HVAC Improvements, Media Center improvements, Safety / Security Upgrade<br>Project Number: P.001793 | 6,748,000          | 6,748,000         | 718,516                     | 203,122     | -                            | 5,826,362 |
| School Choice Enhancement<br>Project Number: P.002006  | 100,000            | 100,000           | 47,544                      | 15,202      | 36,070                       | 1,184     |

\* Project expenditures include, but are not limited to, construction costs, design costs, permitting costs, advertising costs during the planning and procurement phase, equipment, work orders, and Program Management fees.

This is a budget and expenditure activity report, and is not a construction status report. The accompanying introduction and notes are an integral part of this report.



# SMART Program Budget Activity Report

## Financially Active Projects Detail Schedule

for Quarter Ended September 30, 2018



GOB Referendum Approved by Voters on 11/4/2014 - 46 Months Since Approval

| School/<br>Project   | Original<br>Budget | Current<br>Budget | Prior Years<br>Expenditures | Commitments | Current Year<br>Expenditures | Balance    |
|--|--------------------|-------------------|-----------------------------|-------------|------------------------------|------------|
| <b>Piper High School</b>   |                    |                   |                             |             |                              |            |
| Building Envelope Improvements (Roof, Window, Ext Wall, etc.), Electrical Improvements, Fire Sprinklers, HVAC Improvements, Media Center improvements, Safety / Security Upgrade, Single Point of Entry, STEM Lab improvements<br>Project Number: P.001744 | 14,921,000         | 14,921,000        | 1,319,680                   | 958,603     | 7,500                        | 12,635,217 |
| <b>Plantation Elementary School</b>  |                    |                   |                             |             |                              |            |
| HVAC Improvements<br>Project Number: p.002119  | 145,000            | 145,000           | -                           | 28,600      | -                            | 116,400    |
| School Choice Enhancement<br>Project Number: P.002212  | 100,000            | 100,000           | -                           | 86,806      | 5,447                        | 7,747      |
| <b>Plantation High School</b>  |                    |                   |                             |             |                              |            |
| Building Envelope Improvements (Roof, Window, Ext Wall, etc.), Fire Sprinklers, HVAC Improvements, Media Center improvements, Replace Building 2, Safety / Security Upgrade, STEM Lab improvements<br>Project Number: P.001916                             | 14,949,000         | 14,949,000        | 774,890                     | 656,556     | 19,376                       | 13,498,178 |
| <b>Plantation Middle School</b>  |                    |                   |                             |             |                              |            |
| Building Envelope Improvements (Roof, Window, Ext Wall, etc.), Electrical Improvements, Fire Sprinklers, HVAC Improvements, Media Center improvements<br>Project Number: P.001729  | 3,448,000          | 3,448,000         | 412,886                     | 64,901      | 1,200                        | 2,969,013  |
| School Choice Enhancement<br>Project Number: P.002192  | 100,000            | 100,000           | -                           | 29,129      | -                            | 70,871     |

\* Project expenditures include, but are not limited to, construction costs, design costs, permitting costs, advertising costs during the planning and procurement phase, equipment, work orders, and Program Management fees.

This is a budget and expenditure activity report, and is not a construction status report. The accompanying introduction and notes are an integral part of this report.



# SMART Program Budget Activity Report

## Financially Active Projects Detail Schedule

for Quarter Ended September 30, 2018



GOB Referendum Approved by Voters on 11/4/2014 - 46 Months Since Approval

| School/<br>Project  | Original<br>Budget | Current<br>Budget | Prior Years<br>Expenditures | Commitments | Current Year<br>Expenditures | Balance   |
|---|--------------------|-------------------|-----------------------------|-------------|------------------------------|-----------|
| <b>Plantation Park Elementary School</b>  |                    |                   |                             |             |                              |           |
| Music Instruments<br>Project Number: 125185009  | 50,000             | 50,000            | 32,367                      | 17,455      | -                            | 178       |
| Building Envelope Improvements (Roof, Window, Ext Wall, etc.), Fire Alarm, HVAC Improvements, Media Center improvements<br>Project Number: p.002136   | 1,983,000          | 1,983,000         | -                           | 188,999     | -                            | 1,794,001 |
| <b>Pompano Beach Elementary School</b>  |                    |                   |                             |             |                              |           |
| Building Envelope Improvements (Roof, Window, Ext Wall, etc.), Electrical Improvements, Fire Alarm, Fire Sprinklers, HVAC Improvements, Replacement of building 3<br>Project Number: P.001713                             | 5,224,000          | 5,224,000         | 597,465                     | 102,297     | 2,341                        | 4,521,897 |
| <b>Pompano Beach High School</b>  |                    |                   |                             |             |                              |           |
| Single Point of Entry<br>Project Number: P.001869   | 270,000            | 270,000           | 14,901                      | 94,813      | 9,804                        | 150,482   |
| Art Room Renovation and Equipment, Building Envelope Improvements (Roof, Window, Ext Wall, etc.), Conversion of Existing Space to Music and/or Art Lab(s), Fire Sprinklers, HVAC Improvements<br>Project Number: p.002091 | 2,644,000          | 2,644,000         | 15,977                      | 264,023     | -                            | 2,364,000 |
| Weight Room Renovation<br>Project Number: p.002160  | 121,000            | 121,000           | -                           | 7,207       | 113,756                      | 37        |

\* Project expenditures include, but are not limited to, construction costs, design costs, permitting costs, advertising costs during the planning and procurement phase, equipment, work orders, and Program Management fees.

This is a budget and expenditure activity report, and is not a construction status report. The accompanying introduction and notes are an integral part of this report.





# SMART Program Budget Activity Report

## Financially Active Projects Detail Schedule

for Quarter Ended September 30, 2018



GOB Referendum Approved by Voters on 11/4/2014 - 46 Months Since Approval

| School/<br>Project  | Original<br>Budget | Current<br>Budget | Prior Years<br>Expenditures | Commitments | Current Year<br>Expenditures | Balance   |
|---|--------------------|-------------------|-----------------------------|-------------|------------------------------|-----------|
| <b>Pompano Beach Middle School</b>  |                    |                   |                             |             |                              |           |
| Building Envelope Improvements (Roof, Window, Ext Wall, etc.), Fire Alarm, Fire Sprinklers, HVAC Improvements, Install new SBS Modified roof and accessories to replace roofing existing on Buildings 1, 2, 3, 5 and 8 including canopies, etc., Media Center i<br>Project Number: P.001721 | 8,084,000          | 8,084,000         | 887,850                     | 119,678     | -                            | 7,076,472 |
| <b>Quiet Waters Elementary School</b>   |                    |                   |                             |             |                              |           |
| Music Instruments<br>Project Number: 312185009  | 50,000             | 50,000            | 31,618                      | 7,024       | 4,208                        | 7,150     |
| Art Room Renovation and Equipment, Building Envelope Improvements (Roof, Window, Ext Wall, etc.), Conversion of Existing Space to Music and/or Art Lab(s), Fire Sprinklers, HVAC Improvements, Music Room Renovation<br>Project Number: P.001754  | 4,621,000          | 6,197,000         | 532,967                     | 70,688      | 377                          | 5,592,968 |
| School Choice Enhancement<br>Project Number: P.002229   | 100,000            | 100,000           | -                           | -           | 178                          | 99,822    |
| <b>Ramblewood Elementary School</b>   |                    |                   |                             |             |                              |           |
| Building Envelope Improvements (Roof, Window, Ext Wall, etc.), Fire Sprinklers, HVAC Improvements, Media Center improvements, PE/Athletic Improvements<br>Project Number: P.001725  | 2,860,000          | 2,860,000         | 332,115                     | 59,342      | 9,101                        | 2,459,442 |
| School Choice Enhancement<br>Project Number: P.002168   | 100,000            | 100,000           | -                           | 92,819      | -                            | 7,181     |

\* Project expenditures include, but are not limited to, construction costs, design costs, permitting costs, advertising costs during the planning and procurement phase, equipment, work orders, and Program Management fees.

This is a budget and expenditure activity report, and is not a construction status report. The accompanying introduction and notes are an integral part of this report.



# SMART Program Budget Activity Report

## Financially Active Projects Detail Schedule

for Quarter Ended September 30, 2018



GOB Referendum Approved by Voters on 11/4/2014 - 46 Months Since Approval

| School/<br>Project  | Original<br>Budget | Current<br>Budget | Prior Years<br>Expenditures | Commitments | Current Year<br>Expenditures | Balance   |
|---|--------------------|-------------------|-----------------------------|-------------|------------------------------|-----------|
| <b>Ramblewood Middle School</b>   |                    |                   |                             |             |                              |           |
| Building Envelope Improvements (Roof, Window, Ext Wall, etc.), Electrical Improvements, Fire Sprinklers, HVAC Improvements, Media Center improvements, Safety / Security Upgrade<br>Project Number: P.001867                                    | 4,544,000          | 4,544,000         | 368,659                     | 133,455     | 5,744                        | 4,036,142 |
| <b>Rickards, James S. Middle School</b>   |                    |                   |                             |             |                              |           |
| Building Envelope Improvements (Roof, Window, Ext Wall, etc.), Electrical Improvements, Fire Alarm, Fire Sprinklers, HVAC Improvements, Media Center improvements, Safety / Security Upgrade, Single Point of Entry<br>Project Number: P.001743 | 5,242,000          | 5,242,000         | 775,128                     | 93,311      | -                            | 4,373,561 |
| School Choice Enhancement<br>Project Number: P.002031   | 100,000            | 100,000           | 73,308                      | 23,927      | 156                          | 2,609     |
| <b>Riverglades Elementary School</b>  |                    |                   |                             |             |                              |           |
| Building Envelope Improvements (Roof, Window, Ext Wall, etc.), Fire Alarm, Fire Sprinklers, HVAC Improvements<br>Project Number: P.001866   | 2,670,000          | 2,670,000         | 205,345                     | 128,904     | 9,307                        | 2,326,444 |
| <b>Riverland Elementary School</b>  |                    |                   |                             |             |                              |           |
| Building Envelope Improvements (Roof, Window, Ext Wall, etc.), HVAC Improvements<br>Project Number: P.001987  | 1,506,000          | 1,506,000         | 110,290                     | 104,452     | 6,172                        | 1,285,086 |

\* Project expenditures include, but are not limited to, construction costs, design costs, permitting costs, advertising costs during the planning and procurement phase, equipment, work orders, and Program Management fees.

This is a budget and expenditure activity report, and is not a construction status report. The accompanying introduction and notes are an integral part of this report.



# SMART Program Budget Activity Report



## Financially Active Projects Detail Schedule

for Quarter Ended September 30, 2018

GOB Referendum Approved by Voters on 11/4/2014 - 46 Months Since Approval

| School/<br>Project   | Original<br>Budget | Current<br>Budget | Prior Years<br>Expenditures | Commitments | Current Year<br>Expenditures | Balance   |
|--|--------------------|-------------------|-----------------------------|-------------|------------------------------|-----------|
| <b>Riverside Elementary School</b>   |                    |                   |                             |             |                              |           |
| Building Envelope Improvements (Roof, Window, Ext Wall, etc.), Fire Alarm, Fire Sprinklers, HVAC Improvements, Media Center improvements<br>Project Number: P.002039 | 1,500,000          | 1,500,000         | 52,996                      | 146,438     | 32,917                       | 1,267,649 |
| <b>Rock Island Elementary School</b>   |                    |                   |                             |             |                              |           |
| Building Envelope Improvements (Roof, Window, Ext Wall, etc.), HVAC Improvements<br>Project Number: P.001950   | 1,234,000          | 1,234,000         | 149,664                     | 38,190      | -                            | 1,046,146 |
| <b>Royal Palm Elementary School</b>  |                    |                   |                             |             |                              |           |
| Music Instruments<br>Project Number: 185185009   | 50,000             | 50,000            | 41,158                      | 7,258       | -                            | 1,584     |
| Single Point of Entry<br>Project Number: P.001883  | 195,000            | 239,120           | 18,944                      | 182,065     | 874                          | 37,237    |
| Building Envelope Improvements (Roof, Window, Ext Wall, etc.), Fire Alarm, Fire Sprinklers, HVAC Improvements, Media Center improvements<br>Project Number: P.001896 | 3,633,000          | 3,633,000         | 266,800                     | 129,032     | 23,935                       | 3,213,233 |
| School Choice Enhancement<br>Project Number: P.002169  | 100,000            | 100,000           | -                           | 44,300      | 44,154                       | 11,546    |
| <b>Sanders Park Elementary School</b>  |                    |                   |                             |             |                              |           |
| Building Envelope Improvements (Roof, Window, Ext Wall, etc.), Fire Alarm, Fire Sprinklers, HVAC Improvements, Media Center improvements<br>Project Number: p.002132 | 4,773,000          | 4,773,000         | -                           | 366,081     | 28,918                       | 4,378,001 |
| <b>Sandpiper Elementary School</b>   |                    |                   |                             |             |                              |           |
| Music Instruments<br>Project Number: 306185009   | 50,000             | 50,000            | 43,166                      | 6,278       | -                            | 556       |

\* Project expenditures include, but are not limited to, construction costs, design costs, permitting costs, advertising costs during the planning and procurement phase, equipment, work orders, and Program Management fees.

This is a budget and expenditure activity report, and is not a construction status report. The accompanying introduction and notes are an integral part of this report.



# SMART Program Budget Activity Report

## Financially Active Projects Detail Schedule

for Quarter Ended September 30, 2018



GOB Referendum Approved by Voters on 11/4/2014 - 46 Months Since Approval

| School/<br>Project   | Original<br>Budget | Current<br>Budget | Prior Years<br>Expenditures | Commitments | Current Year<br>Expenditures | Balance   |
|--|--------------------|-------------------|-----------------------------|-------------|------------------------------|-----------|
| <b>Sandpiper Elementary School</b>   |                    |                   |                             |             |                              |           |
| Fire Alarm, HVAC Improvements<br>Project Number: P.001924  | 469,000            | 469,000           | 52,108                      | 13,551      | -                            | 403,341   |
| <b>Sawgrass Elementary School</b>  |                    |                   |                             |             |                              |           |
| Building Envelope Improvements<br>(Roof, Window, Ext Wall, etc.),<br>Electrical Improvements, Fire<br>Alarm, Fire Sprinklers, HVAC<br>Improvements<br>Project Number: p.002127             | 2,646,000          | 2,646,000         | -                           | 241,988     | 20,011                       | 2,384,001 |
| <b>Sawgrass Springs Middle School</b>  |                    |                   |                             |             |                              |           |
| ADA Restroom, Building Envelope<br>Improvements (Roof, Window,<br>Ext Wall, etc.), Fire Alarm, Fire<br>Sprinklers, HVAC Improvements,<br>Single Point of Entry<br>Project Number: P.001841 | 6,556,975          | 6,556,975         | 595,463                     | 135,944     | 1,575                        | 5,823,993 |
| <b>Sea Castle Elementary School</b>  |                    |                   |                             |             |                              |           |
| ADA Stage Lift, Building Envelope<br>Improvements (Roof, Window,<br>Ext Wall, etc.), Fire Alarm, HVAC<br>Improvements<br>Project Number: P.001632  | 2,810,975          | 2,810,975         | 684,832                     | 82,078      | -                            | 2,044,065 |
| <b>Seagull Alternative High School</b>   |                    |                   |                             |             |                              |           |
| School Choice Enhancement<br>Project Number: P.001704  | 100,000            | 100,000           | 43,902                      | 39,035      | -                            | 17,063    |
| Building Envelope Improvements<br>(Roof, Window, Ext Wall, etc.),<br>Fire Alarm, Fire Sprinklers, HVAC<br>Improvements<br>Project Number: P.001951   | 1,324,000          | 1,324,000         | 159,015                     | 32,312      | 2,912                        | 1,129,761 |
| <b>Seminole Middle School</b>  |                    |                   |                             |             |                              |           |
| Single Point of Entry<br>Project Number: P.001828  | 233,000            | 233,000           | 71,710                      | 5,850       | 62,850                       | 92,590    |

\* Project expenditures include, but are not limited to, construction costs, design costs, permitting costs, advertising costs during the planning and procurement phase, equipment, work orders, and Program Management fees.

This is a budget and expenditure activity report, and is not a construction status report.  
The accompanying introduction and notes are an integral part of this report.



# SMART Program Budget Activity Report



## Financially Active Projects Detail Schedule

### for Quarter Ended September 30, 2018

GOB Referendum Approved by Voters on 11/4/2014 - 46 Months Since Approval

| School/<br>Project  | Original<br>Budget | Current<br>Budget | Prior Years<br>Expenditures | Commitments | Current Year<br>Expenditures | Balance   |
|---|--------------------|-------------------|-----------------------------|-------------|------------------------------|-----------|
| <b>Seminole Middle School</b>   |                    |                   |                             |             |                              |           |
| Building Envelope Improvements (Roof, Window, Ext Wall, etc.), Fire Alarm, Fire Sprinklers, HVAC Improvements, Media Center improvements<br>Project Number: P.002047  | 4,619,000          | 4,619,000         | 50,612                      | 300,462     | 72,038                       | 4,195,888 |
| School Choice Enhancement<br>Project Number: P.002234   | 100,000            | 100,000           | -                           | 76,593      | 14,242                       | 9,165     |
| <b>Sheridan Hills Elementary School</b>   |                    |                   |                             |             |                              |           |
| Building Envelope Improvements (Roof, Window, Ext Wall, etc.), Electrical Improvements, Fire Alarm, Fire Sprinklers, HVAC Improvements, Media Center improvements, Safety / Security Upgrade, Safety / Ventilation, Single Point of Entry<br>Project Number: P.001636 | 3,291,764          | 3,291,764         | 309,248                     | 138,250     | 14,892                       | 2,829,374 |
| <b>Sheridan Park Elementary School</b>  |                    |                   |                             |             |                              |           |
| Building Envelope Improvements (Roof, Window, Ext Wall, etc.), Electrical Improvements, Fire Alarm, HVAC Improvements, Media Center improvements, Safety / Security Upgrade<br>Project Number: p.002071   | 3,115,000          | 3,115,000         | 52,500                      | 210,254     | 39,246                       | 2,813,000 |
| <b>Sheridan Technical Center</b>  |                    |                   |                             |             |                              |           |
| Building Envelope Improvements (Roof, Window, Ext Wall, etc.), Electrical Improvements, Fire Alarm, Fire Sprinklers, HVAC Improvements, Media Center improvements<br>Project Number: p.002060   | 7,770,000          | 7,770,000         | -                           | 708,000     | -                            | 7,062,000 |

\* Project expenditures include, but are not limited to, construction costs, design costs, permitting costs, advertising costs during the planning and procurement phase, equipment, work orders, and Program Management fees.

This is a budget and expenditure activity report, and is not a construction status report. The accompanying introduction and notes are an integral part of this report.



# SMART Program Budget Activity Report

## Financially Active Projects Detail Schedule

for Quarter Ended September 30, 2018



GOB Referendum Approved by Voters on 11/4/2014 - 46 Months Since Approval

| School/<br>Project   | Original<br>Budget | Current<br>Budget | Prior Years<br>Expenditures | Commitments | Current Year<br>Expenditures | Balance   |
|--|--------------------|-------------------|-----------------------------|-------------|------------------------------|-----------|
| <b>Silver Lakes Elementary School</b>  |                    |                   |                             |             |                              |           |
| Music Instruments<br>Project Number: 337185009   | 50,000             | 50,000            | 36,492                      | 12,677      | 228                          | 603       |
| Building Envelope Improvements<br>(Roof, Window, Ext Wall, etc.),<br>HVAC Improvements<br>Project Number: P.002009                             | 744,000            | 744,000           | 67,667                      | 19,260      | 5,777                        | 651,296   |
| <b>Silver Lakes Middle School</b>  |                    |                   |                             |             |                              |           |
| Building Envelope Improvements<br>(Roof, Window, Ext Wall, etc.),<br>Fire Sprinklers, Media Center<br>improvements<br>Project Number: p.002144 | 2,150,000          | 2,150,000         | -                           | -           | 85                           | 2,149,915 |
| <b>Silver Palms Elementary School</b>  |                    |                   |                             |             |                              |           |
| Building Envelope Improvements<br>(Roof, Window, Ext Wall, etc.),<br>PE/Athletic Improvements<br>Project Number: P.002146                      | 1,343,000          | 1,343,000         | -                           | 150,000     | -                            | 1,193,000 |
| <b>Silver Ridge Elementary School</b>  |                    |                   |                             |             |                              |           |
| Building Envelope Improvements<br>(Roof, Window, Ext Wall, etc.),<br>HVAC Improvements<br>Project Number: P.001984                             | 1,958,000          | 1,958,000         | 107,364                     | 82,532      | 10,758                       | 1,757,346 |
| <b>Silver Shores Elementary School</b>   |                    |                   |                             |             |                              |           |
| School Choice Enhancement<br>Project Number: P.001706  | 100,000            | 100,000           | 38,374                      | 25,019      | 28,518                       | 8,089     |
| Building Envelope Improvements<br>(Roof, Window, Ext Wall, etc.),<br>HVAC Improvements<br>Project Number: P.001906                             | 1,034,000          | 1,034,000         | 80,564                      | 32,813      | -                            | 920,623   |
| <b>Silver Trail Middle School</b>  |                    |                   |                             |             |                              |           |
| HVAC Improvements, Re-roofing<br>of existing Buildings #1 and #2 etc.<br>Project Number: P.001406  | 5,027,000          | 6,203,150         | 788,356                     | 4,952,414   | 16,550                       | 445,830   |

\* Project expenditures include, but are not limited to, construction costs, design costs, permitting costs, advertising costs during the planning and procurement phase, equipment, work orders, and Program Management fees.

This is a budget and expenditure activity report, and is not a construction status report.  
The accompanying introduction and notes are an integral part of this report.



# SMART Program Budget Activity Report

## Financially Active Projects Detail Schedule

for Quarter Ended September 30, 2018



GOB Referendum Approved by Voters on 11/4/2014 - 46 Months Since Approval

| School/<br>Project   | Original<br>Budget | Current<br>Budget | Prior Years<br>Expenditures | Commitments | Current Year<br>Expenditures | Balance   |
|--|--------------------|-------------------|-----------------------------|-------------|------------------------------|-----------|
| <b>Silver Trail Middle School</b>  |                    |                   |                             |             |                              |           |
| School Choice Enhancement<br>Project Number: P.001795  | 100,000            | 100,000           | 76,999                      | 23,001      | -                            | -         |
| <b>South Broward High School</b>   |                    |                   |                             |             |                              |           |
| ADA renovations related to educational adequacy, Building Envelope Improvements (Roof, Window, Ext Wall, etc.), Electrical Improvements, Fire Sprinklers, HVAC Improvements, Safety / Security Upgrade, Single Point of Entry, STEM Lab improvements<br>Project Number: P.001838 | 5,952,000          | 5,952,000         | 310,462                     | 158,539     | 52,144                       | 5,430,855 |
| School Choice Enhancement<br>Project Number: P.001991  | 100,000            | 100,000           | 67,632                      | -           | -558                         | 32,926    |
| <b>South Plantation High School</b>  |                    |                   |                             |             |                              |           |
| Single Point of Entry<br>Project Number: P.001871  | 540,000            | 540,000           | 50,356                      | 204,320     | 6,500                        | 278,824   |
| Building Envelope Improvements (Roof, Window, Ext Wall, etc.), Electrical Improvements, Fire Sprinklers, HVAC Improvements, Media Center improvements, STEM Lab improvements<br>Project Number: p.002090   | 4,397,000          | 4,397,000         | -                           | 260,413     | 119,587                      | 4,017,000 |
| Weight Room Renovation<br>Project Number: p.002161   | 121,000            | 121,000           | -                           | -           | 120,645                      | 355       |
| <b>Stephen Foster Elementary School</b>  |                    |                   |                             |             |                              |           |
| Building Envelope Improvements (Roof, Window, Ext Wall, etc.), Fire Alarm, HVAC Improvements, Media Center improvements<br>Project Number: p.002067  | 2,339,000          | 2,339,000         | 15,000                      | 199,750     | 20,250                       | 2,104,000 |

\* Project expenditures include, but are not limited to, construction costs, design costs, permitting costs, advertising costs during the planning and procurement phase, equipment, work orders, and Program Management fees.

This is a budget and expenditure activity report, and is not a construction status report. The accompanying introduction and notes are an integral part of this report.



# SMART Program Budget Activity Report

## Financially Active Projects Detail Schedule

for Quarter Ended September 30, 2018



GOB Referendum Approved by Voters on 11/4/2014 - 46 Months Since Approval

| School/<br>Project   | Original<br>Budget | Current<br>Budget | Prior Years<br>Expenditures | Commitments | Current Year<br>Expenditures | Balance   |
|--|--------------------|-------------------|-----------------------------|-------------|------------------------------|-----------|
| <b>Stirling Elementary School</b>  |                    |                   |                             |             |                              |           |
| Building Envelope Improvements (Roof, Window, Ext Wall, etc.), HVAC Improvements<br>Project Number: P.001905   | 2,221,000          | 2,221,000         | 175,256                     | 59,135      | -                            | 1,986,609 |
| <b>Stoneman Douglas High School</b>  |                    |                   |                             |             |                              |           |
| Art Room Renovation and Equipment, Building Envelope Improvements (Roof, Window, Ext Wall, etc.), HVAC Improvements, Install Fire Alarm, Music Room Renovation<br>Project Number: p.000817   | 10,196,305         | 10,196,305        | 38,452                      | 711,781     | 97,303                       | 9,348,769 |
| <b>Stranahan High School</b>   |                    |                   |                             |             |                              |           |
| Electrical Improvements, Fire Alarm, Fire Sprinklers, HVAC Improvements, Media Center improvements, Replace non ADA compliant concrete ramps and install aluminum canopies, Roof and loggias replacement, Single Point of Entry, STEM Lab improvements<br>Project Number: P.001683 | 16,726,000         | 29,031,577        | 2,106,235                   | 24,595,628  | 63,601                       | 2,266,113 |
| School Choice Enhancement<br>Project Number: P.001700  | 100,000            | 100,000           | 83,657                      | 2,095       | -                            | 14,248    |
| <b>Sunland Park Academy</b>  |                    |                   |                             |             |                              |           |
| Building Envelope Improvements (Roof, Window, Ext Wall, etc.), Fire Alarm<br>Project Number: P.001939  | 498,000            | 498,000           | 58,495                      | 13,000      | -                            | 426,505   |

\* Project expenditures include, but are not limited to, construction costs, design costs, permitting costs, advertising costs during the planning and procurement phase, equipment, work orders, and Program Management fees.

This is a budget and expenditure activity report, and is not a construction status report. The accompanying introduction and notes are an integral part of this report.





# SMART Program Budget Activity Report

## Financially Active Projects Detail Schedule

for Quarter Ended September 30, 2018



GOB Referendum Approved by Voters on 11/4/2014 - 46 Months Since Approval

| School/<br>Project  | Original<br>Budget | Current<br>Budget | Prior Years<br>Expenditures | Commitments | Current Year<br>Expenditures | Balance   |
|---|--------------------|-------------------|-----------------------------|-------------|------------------------------|-----------|
| <b>Sunrise Middle School</b>  |                    |                   |                             |             |                              |           |
| Building Envelope Improvements (Roof, Window, Ext Wall, etc.), Electrical Improvements, Fire Sprinklers, HVAC Improvements, Safety / Security Upgrade<br>Project Number: P.001819 | 2,706,000          | 2,706,000         | 260,949                     | 54,363      | -                            | 2,390,688 |
| Single Point of Entry<br>Project Number: P.001834   | 233,000            | 233,000           | 170,909                     | 11,224      | 2,144                        | 48,723    |
| School Choice Enhancement<br>Project Number: P.001918   | 100,000            | 100,000           | 34,302                      | 58,411      | -                            | 7,287     |
| <b>Sunset Lakes Elementary School</b>   |                    |                   |                             |             |                              |           |
| School Choice Enhancement<br>Project Number: P.001718   | 100,000            | 100,000           | -                           | 99,992      | -                            | 8         |
| Building Envelope Improvements (Roof, Window, Ext Wall, etc.), HVAC Improvements<br>Project Number: P.001971  | 1,211,000          | 1,211,000         | 93,541                      | 51,377      | 14,657                       | 1,051,425 |
| <b>Sunshine Elementary School</b>   |                    |                   |                             |             |                              |           |
| Building Envelope Improvements (Roof, Window, Ext Wall, etc.), Fire Alarm, Fire Sprinklers, HVAC Improvements<br>Project Number: p.002079   | 1,166,000          | 1,166,000         | -                           | 137,218     | 20,784                       | 1,007,998 |
| <b>Tamarac Elementary School</b>  |                    |                   |                             |             |                              |           |
| Building Envelope Improvements (Roof, Window, Ext Wall, etc.), Fire Sprinklers, HVAC Improvements<br>Project Number: P.001724   | 3,191,000          | 3,191,000         | 370,818                     | 103,886     | -                            | 2,716,296 |
| Media Center improvements<br>Project Number: P.002049   | 295,000            | 295,000           | 20,813                      | 10,352      | -                            | 263,835   |

\* Project expenditures include, but are not limited to, construction costs, design costs, permitting costs, advertising costs during the planning and procurement phase, equipment, work orders, and Program Management fees.

This is a budget and expenditure activity report, and is not a construction status report. The accompanying introduction and notes are an integral part of this report.



# SMART Program Budget Activity Report

## Financially Active Projects Detail Schedule

for Quarter Ended September 30, 2018



GOB Referendum Approved by Voters on 11/4/2014 - 46 Months Since Approval

| School/<br>Project   | Original<br>Budget | Current<br>Budget | Prior Years<br>Expenditures | Commitments | Current Year<br>Expenditures | Balance   |
|--|--------------------|-------------------|-----------------------------|-------------|------------------------------|-----------|
| <b>Taravella, J.P. High School</b>   |                    |                   |                             |             |                              |           |
| Single Point of Entry<br>Project Number: P.001860  | 540,000            | 540,000           | 31,291                      | 127,551     | 9,087                        | 372,071   |
| Building Envelope Improvements (Roof, Window, Ext Wall, etc.), Fire Sprinklers, HVAC Improvements, Media Center improvements, Safety / Security Upgrade, STEM Lab improvements<br>Project Number: P.001942 | 10,990,000         | 10,990,000        | 558,327                     | 406,852     | 88,704                       | 9,936,117 |
| School Choice Enhancement<br>Project Number: P.002237  | 100,000            | 100,000           | -                           | 37,150      | 38,526                       | 24,324    |
| <b>Technology and Support Services Center (TSSC)</b>   |                    |                   |                             |             |                              |           |
| Technology and Support Services Infrastructure<br>Project Number: 985885005  | 11,000,000         | 11,000,000        | 8,506,892                   | 479,780     | 77,173                       | 1,936,155 |
| <b>Tedder Elementary School</b>  |                    |                   |                             |             |                              |           |
| School Choice Enhancement<br>Project Number: P.001781  | 100,000            | 100,000           | 33,384                      | 66,547      | -                            | 69        |
| Building Envelope Improvements (Roof, Window, Ext Wall, etc.), Fire Alarm, Fire Sprinklers, HVAC Improvements, PE/Athletic Improvements<br>Project Number: P.001808  | 3,188,000          | 3,188,000         | 322,039                     | 85,574      | -                            | 2,780,387 |
| <b>Tequesta Trace Middle School</b>  |                    |                   |                             |             |                              |           |
| Single Point of Entry<br>Project Number: P.001852  | 233,000            | 233,000           | 140,625                     | 29,704      | 1,288                        | 61,383    |
| Building Envelope Improvements (Roof, Window, Ext Wall, etc.), Electrical Improvements, Fire Alarm, Fire Sprinklers, HVAC Improvements<br>Project Number: P.002042   | 3,291,000          | 3,291,000         | 110,042                     | 220,156     | -                            | 2,960,802 |

\* Project expenditures include, but are not limited to, construction costs, design costs, permitting costs, advertising costs during the planning and procurement phase, equipment, work orders, and Program Management fees.

This is a budget and expenditure activity report, and is not a construction status report. The accompanying introduction and notes are an integral part of this report.



# SMART Program Budget Activity Report

## Financially Active Projects Detail Schedule

for Quarter Ended September 30, 2018



GOB Referendum Approved by Voters on 11/4/2014 - 46 Months Since Approval

| School/<br>Project  | Original<br>Budget | Current<br>Budget | Prior Years<br>Expenditures | Commitments | Current Year<br>Expenditures | Balance   |
|---|--------------------|-------------------|-----------------------------|-------------|------------------------------|-----------|
| <b>The Quest Center</b>   |                    |                   |                             |             |                              |           |
| Electrical Improvements, Fire Alarm, HVAC Improvements, Safety / Security Upgrade<br>Project Number: P.001892   | 1,688,000          | 1,688,000         | 169,319                     | 44,747      | 97,179                       | 1,376,755 |
| School Choice Enhancement<br>Project Number: P.001908   | 100,000            | 100,000           | 33,808                      | -           | 50,076                       | 16,116    |
| <b>Thurgood Marshall Elementary School</b>  |                    |                   |                             |             |                              |           |
| ADA Restrooms, Building Envelope Improvements (Roof, Window, Ext Wall, etc.), HVAC Improvements<br>Project Number: p.001674   | 1,999,736          | 1,999,736         | 45,890                      | 111,783     | 52,217                       | 1,789,846 |
| <b>Tradewinds Elementary School</b>   |                    |                   |                             |             |                              |           |
| Music Instruments<br>Project Number: 348185009  | 50,000             | 50,000            | 35,591                      | 9,725       | 3,436                        | 1,248     |
| Single Point of Entry<br>Project Number: P.001829   | 195,000            | 381,560           | 80,702                      | 13,390      | 148,847                      | 138,621   |
| Building Envelope Improvements (Roof, Window, Ext Wall, etc.), Conversion of Existing Space to Music and/or Art Lab(s), HVAC Improvements, Music Room Renovation, PE/Athletic Improvements<br>Project Number: p.002129        | 1,711,000          | 1,711,000         | -                           | 175,000     | -                            | 1,536,000 |
| <b>Tropical Elementary School</b>   |                    |                   |                             |             |                              |           |
| Building Envelope Improvements (Roof, Window, Ext Wall, etc.), Conversion of Existing Space to Music and/or Art Lab(s), Fire Alarm, Fire Sprinklers, HVAC Improvements, Media Center improvements<br>Project Number: p.001904 | 912,000            | 912,000           | 71,154                      | 49,187      | -                            | 791,659   |

\* Project expenditures include, but are not limited to, construction costs, design costs, permitting costs, advertising costs during the planning and procurement phase, equipment, work orders, and Program Management fees.

This is a budget and expenditure activity report, and is not a construction status report. The accompanying introduction and notes are an integral part of this report.



# SMART Program Budget Activity Report

## Financially Active Projects Detail Schedule

for Quarter Ended September 30, 2018



GOB Referendum Approved by Voters on 11/4/2014 - 46 Months Since Approval

| School/<br>Project   | Original<br>Budget | Current<br>Budget | Prior Years<br>Expenditures | Commitments | Current Year<br>Expenditures | Balance   |
|--|--------------------|-------------------|-----------------------------|-------------|------------------------------|-----------|
| <b>Village Elementary School</b>   |                    |                   |                             |             |                              |           |
| Fire Alarm, Fire Sprinklers, HVAC Improvements, Media Center improvements<br>Project Number: P.001952  | 1,003,000          | 1,003,000         | 124,208                     | 28,156      | -                            | 850,636   |
| School Choice Enhancement<br>Project Number: P.002209  | 100,000            | 100,000           | 10,681                      | 26,508      | 24,060                       | 38,751    |
| <b>Walker Elementary School</b>  |                    |                   |                             |             |                              |           |
| Building Envelope Improvements (Roof, Window, Ext Wall, etc.), Fire Alarm, HVAC Improvements<br>Project Number: P.001938   | 1,591,000          | 1,591,000         | 176,214                     | 29,433      | -                            | 1,385,353 |
| <b>Watkins Elementary School</b>   |                    |                   |                             |             |                              |           |
| Building Envelope Improvements (Roof, Window, Ext Wall, etc.), Fire Sprinklers<br>Project Number: p.002074   | 921,000            | 921,000           | -                           | 110,101     | 18,398                       | 792,501   |
| <b>Welleby Elementary School</b>   |                    |                   |                             |             |                              |           |
| Music Instruments<br>Project Number: 288185009   | 50,000             | 50,000            | 39,782                      | 108         | 9,982                        | 128       |
| Building Envelope Improvements (Roof, Window, Ext Wall, etc.), Electrical Improvements, Fire Alarm, Fire Sprinklers, HVAC Improvements<br>Project Number: p.002114 | 2,775,000          | 2,775,000         | -                           | 191,033     | 68,967                       | 2,515,000 |
| <b>West Broward High School</b>  |                    |                   |                             |             |                              |           |
| HVAC Improvements<br>Project Number: p.002087  | 438,000            | 438,000           | -                           | 48,725      | -                            | 389,275   |
| Weight Room Renovation<br>Project Number: P.002152   | 121,000            | 121,000           | -                           | 120,997     | -                            | 3         |

\* Project expenditures include, but are not limited to, construction costs, design costs, permitting costs, advertising costs during the planning and procurement phase, equipment, work orders, and Program Management fees.

This is a budget and expenditure activity report, and is not a construction status report. The accompanying introduction and notes are an integral part of this report.



# SMART Program Budget Activity Report

## Financially Active Projects Detail Schedule

for Quarter Ended September 30, 2018



GOB Referendum Approved by Voters on 11/4/2014 - 46 Months Since Approval

| School/<br>Project  | Original<br>Budget | Current<br>Budget | Prior Years<br>Expenditures | Commitments | Current Year<br>Expenditures | Balance   |
|---|--------------------|-------------------|-----------------------------|-------------|------------------------------|-----------|
| <b>West Hollywood Elementary School</b>   |                    |                   |                             |             |                              |           |
| Building Envelope Improvements (Roof, Window, Ext Wall, etc.),<br>Fire Alarm, HVAC Improvements<br>Project Number: P.001794   | 2,679,000          | 2,679,000         | 269,388                     | 72,806      | 1,298                        | 2,335,508 |
| <b>Westchester Elementary School</b>  |                    |                   |                             |             |                              |           |
| ADA Restrooms, Replace Fire Alarm, Drainage Improvements, Building Envelope Improvements (Roof, Window, Ext Wall, etc.), Electrical Improvements, Fire Sprinklers, HVAC Improvements, Media Center improvements<br>Project Number: P.001823 | 3,545,142          | 3,545,142         | 434,424                     | 86,571      | 8,295                        | 3,015,852 |
| <b>Western High School</b>  |                    |                   |                             |             |                              |           |
| Building Envelope Improvements (Roof, Window, Ext Wall, etc.), Electrical Improvements, HVAC Improvements, Media Center improvements, Safety / Security Upgrade, STEM Lab improvements<br>Project Number: P.001967                          | 4,226,000          | 4,226,000         | 175,281                     | 254,478     | 55,942                       | 3,740,299 |
| <b>Westglades Middle School</b>   |                    |                   |                             |             |                              |           |
| Building Envelope Improvements (Roof, Window, Ext Wall, etc.)<br>Project Number: p.002131   | 2,837,000          | 2,837,000         | -                           | 272,000     | -                            | 2,565,000 |
| <b>Westpine Middle School</b>   |                    |                   |                             |             |                              |           |
| Single Point of Entry<br>Project Number: P.001872   | 233,000            | 233,000           | 187,404                     | 10,565      | 8,070                        | 26,961    |
| Building Envelope Improvements (Roof, Window, Ext Wall, etc.),<br>Fire Sprinklers, HVAC Improvements<br>Project Number: P.002043  | 2,285,000          | 2,285,000         | 86,949                      | 144,239     | 30,232                       | 2,023,580 |

\* Project expenditures include, but are not limited to, construction costs, design costs, permitting costs, advertising costs during the planning and procurement phase, equipment, work orders, and Program Management fees.

This is a budget and expenditure activity report, and is not a construction status report.  
The accompanying introduction and notes are an integral part of this report.



# SMART Program Budget Activity Report

## Financially Active Projects Detail Schedule

for Quarter Ended September 30, 2018



GOB Referendum Approved by Voters on 11/4/2014 - 46 Months Since Approval

| School/<br>Project   | Original<br>Budget | Current<br>Budget | Prior Years<br>Expenditures | Commitments | Current Year<br>Expenditures | Balance   |
|--|--------------------|-------------------|-----------------------------|-------------|------------------------------|-----------|
| <b>Westwood Heights Elementary School</b>  |                    |                   |                             |             |                              |           |
| School Choice Enhancement<br>Project Number: P.001782  | 100,000            | 100,000           | 86,128                      | 13,309      | -                            | 563       |
| Building Envelope Improvements<br>(Roof, Window, Ext Wall, etc.),<br>HVAC Improvements, Media<br>Center improvements<br>Project Number: P.001993   | 1,720,000          | 1,720,000         | 146,532                     | 67,739      | -                            | 1,505,729 |
| <b>Whiddon-Rogers Education Center</b>   |                    |                   |                             |             |                              |           |
| Building Envelope Improvements<br>(Roof, Window, Ext Wall, etc.),<br>Fire Alarm, HVAC Improvements,<br>Media Center improvements,<br>Replacement of building 10,<br>Replacement of building 11,<br>Replacement of building 12,<br>Replacement of building 13<br>Project Number: P.001711 | 5,326,000          | 5,326,000         | 591,776                     | 118,713     | -                            | 4,615,511 |
| <b>Whispering Pines Education Center</b>   |                    |                   |                             |             |                              |           |
| Single Point of Entry<br>Project Number: P.001857  | 270,000            | 270,000           | 208,748                     | 2,267       | 8,909                        | 50,076    |
| Building Envelope Improvements<br>(Roof, Window, Ext Wall, etc.),<br>Fire Alarm, Fire Sprinklers, HVAC<br>Improvements<br>Project Number: p.002089   | 2,100,000          | 2,100,000         | -                           | 220,535     | 41,465                       | 1,838,000 |
| <b>Wilton Manors Elementary School</b>   |                    |                   |                             |             |                              |           |
| Music Instruments<br>Project Number: 019185009   | 50,000             | 50,000            | 24,269                      | 22,728      | 122                          | 2,881     |
| Building Envelope Improvements<br>(Roof, Window, Ext Wall, etc.),<br>Fire Alarm, HVAC Improvements<br>Project Number: P.001917   | 3,438,000          | 3,438,000         | 132,102                     | 203,805     | 53,328                       | 3,048,765 |

\* Project expenditures include, but are not limited to, construction costs, design costs, permitting costs, advertising costs during the planning and procurement phase, equipment, work orders, and Program Management fees.

This is a budget and expenditure activity report, and is not a construction status report.  
The accompanying introduction and notes are an integral part of this report.



# SMART Program Budget Activity Report

## Financially Active Projects Detail Schedule

for Quarter Ended September 30, 2018



GOB Referendum Approved by Voters on 11/4/2014 - 46 Months Since Approval

| School/<br>Project   | Original<br>Budget | Current<br>Budget | Prior Years<br>Expenditures | Commitments | Current Year<br>Expenditures | Balance   |
|--|--------------------|-------------------|-----------------------------|-------------|------------------------------|-----------|
| <b>Wingate Oaks Center</b>   |                    |                   |                             |             |                              |           |
| Building Envelope Improvements (Roof, Window, Ext Wall, etc.), Fire Alarm, Media Center improvements, Replacement of HVAC equipment in buildings 1,2,4,5.<br>Project Number: P.001741  | 2,558,000          | 2,558,000         | 440,479                     | 57,564      | -                            | 2,059,957 |
| <b>Winston Park Elementary School</b>  |                    |                   |                             |             |                              |           |
| Art Room Renovation and Equipment, Building Envelope Improvements (Roof, Window, Ext Wall, etc.), Conversion of Existing Space to Music and/or Art Lab(s), Fire Sprinklers, HVAC Improvements, Music Room Renovation<br>Project Number: P.001981 | 2,681,000          | 2,681,000         | 279,443                     | 178,210     | 32,821                       | 2,190,526 |
| School Choice Enhancement<br>Project Number: P.002208  | 100,000            | 100,000           | -                           | 82,007      | 17,022                       | 971       |
| <b>Young, Virginia Shuman Elementary School</b>  |                    |                   |                             |             |                              |           |
| Building Envelope Improvements (Roof, Window, Ext Wall, etc.), Fire Alarm, HVAC Improvements<br>Project Number: P.002000   | 1,724,000          | 1,724,000         | 38,796                      | 172,314     | 6,936                        | 1,505,954 |
| School Choice Enhancement<br>Project Number: P.002241  | 100,000            | 100,000           | -                           | 63,242      | 36,758                       | -         |
| <b>Young, Walter C. Middle School</b>  |                    |                   |                             |             |                              |           |
| Building Envelope Improvements (Roof, Window, Ext Wall, etc.), HVAC Improvements, Media Center improvements, Replacement of building 1<br>Project Number: P.002010   | 9,213,000          | 9,213,000         | 508,813                     | 446,262     | 113,852                      | 8,144,073 |

\* Project expenditures include, but are not limited to, construction costs, design costs, permitting costs, advertising costs during the planning and procurement phase, equipment, work orders, and Program Management fees.

This is a budget and expenditure activity report, and is not a construction status report. The accompanying introduction and notes are an integral part of this report.



# SMART Program Budget Activity Report

## Financially Active Projects Detail Schedule

### for Quarter Ended September 30, 2018



GOB Referendum Approved by Voters on 11/4/20146 - 46 Months Since Approval

|                 | Original Budget | Current Budget | Prior Years Expenditures | Commitments  | Current Year Expenditures | Balance       |
|-----------------|-----------------|----------------|--------------------------|--------------|---------------------------|---------------|
| Projects Totals | \$859,132,498   | \$907,264,421  | \$77,156,472             | \$95,843,090 | \$10,920,386              | \$723,344,473 |
| (Less) DEFP     | \$18,316,162    | \$18,316,162   | \$1,272,176              | \$2,058,067  | \$483,760                 | \$14,502,159  |
| SMART           | \$840,816,336   | \$888,948,259  | \$75,884,296             | \$93,785,023 | \$10,436,626              | \$708,842,314 |

\* Project expenditures include, but are not limited to, construction costs, design costs, permitting costs, advertising costs during the planning and procurement phase, equipment, work orders, and Program Management fees.

This is a budget and expenditure activity report, and is not a construction status report.  
The accompanying introduction and notes are an integral part of this report.





## SMART Program Budget Activity Report

### Art Kilns Replacement Sub-Report

for Quarter Ended September 30, 2018

GOB Referendum Approved by Voters on 11/4/2014 - 46 Months Since Approval

| School  | Current Budget | Prior Year Expenditures | Commitments   | Current Year Expenditures | Balance        |
|---|----------------|-------------------------|---------------|---------------------------|----------------|
| District Wide (Applied Learning)  | 392,000        |                         |               |                           |                |
| Apollo Middle School  |                | -                       | 5,726         | -                         |                |
| Atlantic West Elementary School   |                | -                       | 2,863         | -                         |                |
| Bethune, Mary M. Elementary School  |                | -                       | -             | 5,726                     |                |
| Broadview Elementary School   |                | -                       | -             | 2,863                     |                |
| Cooper City High School   |                | 2,863                   | -             | -                         |                |
| Coral Glades High School  |                | 5,726                   | -             | -                         |                |
| Coral Springs Pre-K - 8   |                | 2,863                   | -             | -                         |                |
| Cypress Bay High School   |                | -                       | 8,589         | -                         |                |
| Cypress Elementary School   |                | 2,863                   | -             | -                         |                |
| Deerfield Beach High School   |                | -                       | 5,726         | -                         |                |
| Deerfield Beach Middle School   |                | 5,726                   | -             | -                         |                |
| Dillard 6-12 School   |                | 2,863                   | -             | -                         |                |
| Forest Glen Middle School   |                | 2,863                   | -             | -                         |                |
| Gulfstream Academy of Hallandale Beach K-8 (Hallandale Elementary School) |                | -                       | 5,726         | -                         |                |
| Horizon Elementary School   |                | 2,863                   | -             | -                         |                |
| Lakeside Elementary School  |                | 2,863                   | -             | -                         |                |
| Maplewood Elementary School   |                | 2,483                   | 381           | -                         |                |
| McArthur High School  |                | 2,863                   | -             | -                         |                |
| McNab Elementary School   |                | 2,863                   | -             | -                         |                |
| Miramar Elementary School   |                | -                       | 2,863         | -                         |                |
| Miramar High School   |                | -                       | -             | 5,726                     |                |
| Monarch High School   |                | 5,726                   | -             | -                         |                |
| Norcrest Elementary School  |                | -                       | 2,863         | -                         |                |
| Nova Blanche Forman Elementary School                                     |                | 2,863                   | -             | -                         |                |
| Nova Middle School  |                | 5,726                   | -             | -                         |                |
| Park Springs Elementary School  |                | 2,863                   | -             | -                         |                |
| Park Trails Elementary School   |                | -                       | -             | 2,863                     |                |
| Parkway Middle School   |                | 2,863                   | -             | -                         |                |
| Pembroke Lakes Elementary School  |                | 2,863                   | -             | -                         |                |
| Piper High School   |                | -                       | 2,863         | 5,726                     |                |
| Plantation Elementary School  |                | 2,863                   | -             | -                         |                |
| Plantation High School  |                | 5,726                   | -             | -                         |                |
| Plantation Middle School  |                | -                       | 2,863         | -                         |                |
| Pompano Beach High School   |                | 5,726                   | -             | -                         |                |
| Quiet Waters Elementary School  |                | -                       | -             | 2,863                     |                |
| Ramblewood Elementary School  |                | 2,863                   | -             | -                         |                |
| Rickards, James S. Middle School  |                | 5,726                   | -             | -                         |                |
| Riverglades Elementary School   |                | 2,863                   | -             | -                         |                |
| Sheridan Park Elementary School   |                | 2,863                   | -             | -                         |                |
| Silver Shores Elementary School   |                | 2,863                   | -             | -                         |                |
| South Plantation High School  |                | -                       | 8,589         | -                         |                |
| Stephen Foster Elementary School  |                | 2,863                   | -             | -                         |                |
| Stirling Elementary School  |                | 2,863                   | -             | -                         |                |
| Stoneman Douglas High School  |                | 2,863                   | -             | -                         |                |
| Sunshine Elementary School  |                | 2,863                   | -             | -                         |                |
| Taravella, J.P. High School   |                | 2,863                   | -             | -                         |                |
| Tequesta Trace Middle School  |                | -                       | 5,726         | -                         |                |
| Village Elementary School   |                | -                       | 2,863         | -                         |                |
| Westglades Middle School  |                | 5,726                   | -             | -                         |                |
| Whispering Pines Education Center   |                | 2,863                   | -             | -                         |                |
| <b>Totals</b>   | <b>392,000</b> | <b>117,003</b>          | <b>57,641</b> | <b>25,767</b>             | <b>191,589</b> |

## SMART Program Budget Activity Report

### Drama/Theater Sub-Report

for Quarter Ended September 30, 2018

GOB Referendum Approved by Voters on 11/4/2014 - 46 Months Since Approval

| School                                  | Current Budget   | Prior Year Expenditures | Commitments    | Current Year Expenditures | Balance        |
|---|------------------|-------------------------|----------------|---------------------------|----------------|
| District Wide (Applied Learning)        | 1,300,000        |                         |                |                           |                |
| Bethune, Mary M. Elementary School      |                  | -                       | 7,000          | -                         |                |
| Coral Glades High School                |                  | -                       | 41,884         | -                         |                |
| Coral Springs High School               |                  | -                       | 41,307         | -                         |                |
| Deerfield Beach High School             |                  | -                       | 13,983         | -                         |                |
| Fort Lauderdale High School             |                  | -                       | 30,958         | -                         |                |
| Hallandale High School                  |                  | -                       | 40,638         | -                         |                |
| Hollywood Hills High School             |                  | -                       | 26,575         | -                         |                |
| McArthur High School                    |                  | -                       | 41,340         | -                         |                |
| New Renaissance Middle School           |                  | -                       | 13,952         | -                         |                |
| North Andrews Gardens Elementary School |                  | -                       | 6,994          | -                         |                |
| Parkway Middle School                   |                  | -                       | 14,000         | -                         |                |
| Ramblewood Middle School                |                  | -                       | 13,995         | -                         |                |
| Sawgrass Springs Middle School          |                  | -                       | 7,000          | -                         |                |
| Seminole Middle School                  |                  | -                       | 5,281          | -                         |                |
| Silver Lakes Middle School              |                  | -                       | 6,992          | -                         |                |
| Stoneman Douglas High School            |                  | -                       | 41,961         | -                         |                |
| Taravella, J.P. High School             |                  | -                       | 41,972         | -                         |                |
| Walker Elementary School                |                  | -                       | 7,000          | -                         |                |
| West Broward High School                |                  | -                       | 13,999         | -                         |                |
| Western High School                     |                  | -                       | 41,139         | -                         |                |
| Westglades Middle School                |                  | -                       | 11,111         | 2,888                     |                |
|   | <b>1,300,000</b> | -                       | <b>469,081</b> | <b>2,888</b>              | <b>828,031</b> |

# SMART Program Budget Activity Report



## Completed and Meets Standard Projects Summary Schedule for Quarter Ended September 30, 2018

GOB Referendum Approved by Voters on 11/4/2014 - 46 Months Since Approval

| GOB              | Original Budget      | Current Budget       | Prior Years Expenditures | Commitments       | Current Year Expenditures | Balance             |
|------------------|----------------------|----------------------|--------------------------|-------------------|---------------------------|---------------------|
| Safety           | \$ 5,199,000         | \$ 2,311,000         | \$ 892,409               | \$ 81,679         | \$ 150,095                | \$ 1,186,817        |
| Athletics        | 6,472,000            | 6,552,000            | 4,576,111                | 202,117           | 1,176,515                 | 597,257             |
| Renovation       | 7,558,000            | 7,558,000            | 6,370,481                | 463,554           | 270,763                   | 453,202             |
| Technology       | 27,489,000           | 25,825,538           | 25,825,538               | -                 | -                         | -                   |
| <b>GOB Total</b> | <b>\$ 46,718,000</b> | <b>\$ 42,246,538</b> | <b>\$ 37,664,539</b>     | <b>\$ 747,350</b> | <b>\$ 1,597,373</b>       | <b>\$ 2,237,276</b> |

| Non-GOB              | Original Budget      | Current Budget       | Prior Years Expenditures | Commitments       | Current Year Expenditures | Balance             |
|----------------------|----------------------|----------------------|--------------------------|-------------------|---------------------------|---------------------|
| Safety               | \$ -                 | \$ -                 | \$ -                     | \$ -              | \$ -                      | \$ -                |
| Music & Art          | 16,085,000           | 16,135,000           | 13,824,652               | 949,309           | 373,756                   | 987,283             |
| Renovation           | 25,400,700           | 20,184,249           | 17,590,830               | 13,077            | 1,230                     | 2,579,112           |
| Technology           | 42,343,000           | 37,900,084           | 37,898,472               | -                 | -                         | 1,612               |
| <b>Non-GOB Total</b> | <b>\$ 83,828,700</b> | <b>\$ 74,219,333</b> | <b>\$ 69,313,954</b>     | <b>\$ 962,386</b> | <b>\$ 374,986</b>         | <b>\$ 3,568,007</b> |

|              |                       |                       |                       |                     |                     |                     |
|--------------|-----------------------|-----------------------|-----------------------|---------------------|---------------------|---------------------|
| <b>Total</b> | <b>\$ 130,546,700</b> | <b>\$ 116,465,871</b> | <b>\$ 106,978,493</b> | <b>\$ 1,709,736</b> | <b>\$ 1,972,359</b> | <b>\$ 5,805,283</b> |
|--------------|-----------------------|-----------------------|-----------------------|---------------------|---------------------|---------------------|

Note: When the Facilities Department partially accelerates a phase of a larger project, the project will not be shown as completed in the Budget Activity Report until the entire project is completed. These are noted as partially accelerated for early completion in the School Spotlights.

\* Project expenditures include, but are not limited to, construction costs, design costs, permitting costs, advertising costs during the planning and procurement phase, equipment, work orders, and Program Management fees.

There may be some additional financial activity on these projects as the final payments are made and all of the purchase orders are closed-out. When the projects are closed-out remaining balances (savings) are reported to the School Board and returned to the Capital Reserve.

This is a budget and expenditure activity report, and is not a construction status report. The accompanying introduction and notes are an integral part of this budget activity report.



# SMART Program Budget Activity Report

## Completed and Meets Standard Projects Detail Schedule for Quarter Ended September 30, 2018



GOB Referendum Approved by Voters on 11/4/2014 - 46 Months Since Approval

| School/<br>Project   | Original<br>Budget | Current<br>Budget | Prior Years<br>Expenditures | Commitments | Current Year<br>Expenditures | Balance |
|--|--------------------|-------------------|-----------------------------|-------------|------------------------------|---------|
| <b>Anderson, Boyd H. High School</b>   |                    |                   |                             |             |                              |         |
| Additional Computers to Close<br>Gap<br>Project Number: 174185002  | 236,000            | 235,956           | 235,956                     | -           | -                            | -       |
| Wireless Network Upgrade and<br>CAT 6 Data Port Upgrade<br>Project Number: 174185003   | 160,000            | 131,873           | 131,873                     | -           | -                            | -       |
| Music Instruments<br>Project Number: 174185009   | 300,000            | 300,000           | 299,970                     | -           | -                            | 30      |
| Renovation of the existing Media<br>Center including select<br>demolition, removal of existing<br>interior stair, new interior<br>wall, etc.<br>Project Number: P.001360 | 2,018,340          | 2,018,340         | 1,449,359                   | 9,213       | 1,230                        | 558,538 |
| Weight Room Renovation<br>Project Number: p.002024   | 121,000            | 121,000           | 120,691                     | -           | -                            | 309     |
| <b>Apollo Middle School</b>  |                    |                   |                             |             |                              |         |
| Technology Infrastructure<br>Upgrade<br>Project Number: 179185001  | 13,000             | 12,997            | 12,997                      | -           | -                            | -       |
| Additional Computers to Close<br>Gap<br>Project Number: 179185002  | 104,000            | 103,985           | 103,985                     | -           | -                            | -       |
| Wireless Network Upgrade and<br>CAT 6 Data Port Upgrade<br>Project Number: 179185003   | 131,000            | 91,526            | 91,526                      | -           | -                            | -       |
| Music Instruments<br>Project Number: 179185009   | 100,000            | 100,000           | 99,938                      | 55          | -                            | 7       |
| Single Point of Entry<br>Project Number: P.001875  | 75,000             | 75,000            | 5,706                       | 831         | 19,516                       | 48,947  |

\* Project expenditures include, but are not limited to, construction costs, design costs, permitting costs, advertising costs during the planning and procurement phase, equipment, work orders, and Program Management fees.

There may be some additional financial activity on these projects as the final payments are made and all of the purchase orders are closed-out. When the projects are closed-out remaining balances (savings) are reported to the School Board and returned to the Capital Reserve.

This is a budget and expenditure activity report, and is not a construction status report. The accompanying introduction and notes are an integral part of this budget activity report.



# SMART Program Budget Activity Report

## Completed and Meets Standard Projects Detail Schedule for Quarter Ended September 30, 2018



GOB Referendum Approved by Voters on 11/4/2014 - 46 Months Since Approval

| School/<br>Project  | Original<br>Budget | Current<br>Budget | Prior Years<br>Expenditures | Commitments | Current Year<br>Expenditures | Balance |
|---|--------------------|-------------------|-----------------------------|-------------|------------------------------|---------|
| <b>Apollo Middle School</b>   |                    |                   |                             |             |                              |         |
| Track Resurfacing<br>Project Number: P.002053                                     | 70,000             | 70,000            | 47,970                      | -           | -                            | 22,030  |
| <b>Atlantic Technical College</b>   |                    |                   |                             |             |                              |         |
| Technology Infrastructure Upgrade<br>Project Number: 222185001                    | 483,000            | 483,000           | 483,000                     | -           | -                            | -       |
| Wireless Network Upgrade and CAT 6 Data Port Upgrade<br>Project Number: 222185003 | 179,000            | 172,804           | 172,804                     | -           | -                            | -       |
| School Choice Enhancement<br>Project Number: P.001789                             | 100,000            | 100,000           | 99,996                      | -           | -                            | 4       |
| <b>Atlantic Technical, Arthur Ashe, Jr Campus</b>                                 |                    |                   |                             |             |                              |         |
| Wireless Network Upgrade and CAT 6 Data Port Upgrade<br>Project Number: 470285003 | 100,000            | 100,000           | 100,000                     | -           | -                            | -       |
| School Choice Enhancement<br>Project Number: P.001693                             | 100,000            | 100,000           | 99,827                      | -           | -                            | 173     |
| <b>Atlantic West Elementary School</b>  |                    |                   |                             |             |                              |         |
| Additional Computers to Close Gap<br>Project Number: 251185002                    | 146,000            | 145,987           | 145,987                     | -           | -                            | -       |
| Wireless Network Upgrade and CAT 6 Data Port Upgrade<br>Project Number: 251185003 | 105,000            | 63,207            | 63,207                      | -           | -                            | -       |
| <b>Attucks Middle School</b>  |                    |                   |                             |             |                              |         |
| Additional Computers to Close Gap<br>Project Number: 034385002                    | 82,000             | 81,910            | 81,910                      | -           | -                            | -       |

\* Project expenditures include, but are not limited to, construction costs, design costs, permitting costs, advertising costs during the planning and procurement phase, equipment, work orders, and Program Management fees.

There may be some additional financial activity on these projects as the final payments are made and all of the purchase orders are closed-out. When the projects are closed-out remaining balances (savings) are reported to the School Board and returned to the Capital Reserve.

This is a budget and expenditure activity report, and is not a construction status report. The accompanying introduction and notes are an integral part of this budget activity report.



# SMART Program Budget Activity Report

## Completed and Meets Standard Projects Detail Schedule for Quarter Ended September 30, 2018



GOB Referendum Approved by Voters on 11/4/2014 - 46 Months Since Approval

| School/<br>Project   | Original<br>Budget | Current<br>Budget | Prior Years<br>Expenditures | Commitments | Current Year<br>Expenditures | Balance |
|--|--------------------|-------------------|-----------------------------|-------------|------------------------------|---------|
| <b>Attucks Middle School</b>   |                    |                   |                             |             |                              |         |
| Wireless Network Upgrade and<br>CAT 6 Data Port Upgrade<br>Project Number: 034385003 | 121,000            | 105,710           | 105,710                     | -           | -                            | -       |
| Music Instruments<br>Project Number: 034385009                                       | 100,000            | 100,000           | 99,970                      | -           | -                            | 30      |
| School Choice Enhancement<br>Project Number: P.001709                                | 100,000            | 100,000           | 99,980                      | -           | -                            | 20      |
| <b>Bair Middle School</b>  |                    |                   |                             |             |                              |         |
| Additional Computers to Close<br>Gap<br>Project Number: 261185002                    | 134,000            | 133,949           | 133,949                     | -           | -                            | -       |
| Wireless Network Upgrade and<br>CAT 6 Data Port Upgrade<br>Project Number: 261185003 | 147,000            | 108,330           | 108,330                     | -           | -                            | -       |
| Music Instruments<br>Project Number: 261185009                                       | 100,000            | 100,000           | 89,022                      | -           | 10,975                       | 3       |
| <b>Banyan Elementary School</b>  |                    |                   |                             |             |                              |         |
| Technology Infrastructure<br>Upgrade<br>Project Number: 200185001                    | 18,000             | 17,996            | 17,996                      | -           | -                            | -       |
| Additional Computers to Close<br>Gap<br>Project Number: 200185002                    | 155,000            | 154,942           | 154,942                     | -           | -                            | -       |
| Wireless Network Upgrade and<br>CAT 6 Data Port Upgrade<br>Project Number: 200185003 | 94,000             | 66,154            | 66,154                      | -           | -                            | -       |
| Music Instruments<br>Project Number: 200185009                                       | 50,000             | 50,000            | 43,162                      | 6,836       | -                            | 2       |
| Facil Projects - SMART<br>Project Number: 200185010                                  | 60,000             | -                 | -                           | -           | -                            | -       |

\* Project expenditures include, but are not limited to, construction costs, design costs, permitting costs, advertising costs during the planning and procurement phase, equipment, work orders, and Program Management fees.

There may be some additional financial activity on these projects as the final payments are made and all of the purchase orders are closed-out. When the projects are closed-out remaining balances (savings) are reported to the School Board and returned to the Capital Reserve.

This is a budget and expenditure activity report, and is not a construction status report.  
The accompanying introduction and notes are an integral part of this budget activity report.



# SMART Program Budget Activity Report

## Completed and Meets Standard Projects Detail Schedule for Quarter Ended September 30, 2018



GOB Referendum Approved by Voters on 11/4/2014 - 46 Months Since Approval

| School/<br>Project  | Original<br>Budget | Current<br>Budget | Prior Years<br>Expenditures | Commitments | Current Year<br>Expenditures | Balance |
|---|--------------------|-------------------|-----------------------------|-------------|------------------------------|---------|
| <b>Bayview Elementary School</b>  |                    |                   |                             |             |                              |         |
| Technology Infrastructure Upgrade<br>Project Number: 064185001                    | 65,000             | 64,997            | 64,997                      | -           | -                            | -       |
| Additional Computers to Close Gap<br>Project Number: 064185002                    | 92,000             | 91,988            | 91,988                      | -           | -                            | -       |
| Wireless Network Upgrade and CAT 6 Data Port Upgrade<br>Project Number: 064185003 | 24,000             | 23,550            | 23,550                      | -           | -                            | -       |
| Music Instruments<br>Project Number: 064185009                                    | 50,000             | 50,000            | 44,497                      | 2,436       | 1,380                        | 1,687   |
| <b>Beachside Montessori Village</b>   |                    |                   |                             |             |                              |         |
| Technology Infrastructure Upgrade<br>Project Number: 204185001                    | 4,000              | 3,998             | 3,998                       | -           | -                            | -       |
| Additional Computers to Close Gap<br>Project Number: 204185002                    | 210,000            | 209,806           | 209,806                     | -           | -                            | -       |
| Wireless Network Upgrade and CAT 6 Data Port Upgrade<br>Project Number: 204185003 | 27,000             | 26,998            | 26,998                      | -           | -                            | -       |
| Music Instruments<br>Project Number: 204185009                                    | 100,000            | 100,000           | 80,247                      | 16,138      | -                            | 3,615   |
| School Choice Enhancement<br>Project Number: P.001742                             | 100,000            | 100,000           | 99,969                      | 10          | -                            | 21      |
| <b>Ben Gamla</b>  |                    |                   |                             |             |                              |         |
| Charter School Technology<br>Project Number: 541085004                            | 178,028            | 177,958           | 177,958                     | -           | -                            | -       |

\* Project expenditures include, but are not limited to, construction costs, design costs, permitting costs, advertising costs during the planning and procurement phase, equipment, work orders, and Program Management fees.

There may be some additional financial activity on these projects as the final payments are made and all of the purchase orders are closed-out. When the projects are closed-out remaining balances (savings) are reported to the School Board and returned to the Capital Reserve.

This is a budget and expenditure activity report, and is not a construction status report. The accompanying introduction and notes are an integral part of this budget activity report.



# SMART Program Budget Activity Report

## Completed and Meets Standard Projects Detail Schedule for Quarter Ended September 30, 2018



GOB Referendum Approved by Voters on 11/4/2014 - 46 Months Since Approval

| School/<br>Project   | Original<br>Budget | Current<br>Budget | Prior Years<br>Expenditures | Commitments | Current Year<br>Expenditures | Balance |
|--|--------------------|-------------------|-----------------------------|-------------|------------------------------|---------|
| <b>Ben Gamla Charter School North Broward</b>  |                    |                   |                             |             |                              |         |
| Charter School Technology<br>Project Number: 500185004                               | 22,778             | 22,773            | 22,773                      | -           | -                            | -       |
| <b>Ben Gamla Charter School South Broward</b>  |                    |                   |                             |             |                              |         |
| Charter School Technology<br>Project Number: 539285004                               | 114,789            | 114,781           | 114,781                     | -           | -                            | -       |
| <b>Bennett Elementary School</b>   |                    |                   |                             |             |                              |         |
| Additional Computers to Close<br>Gap<br>Project Number: 020185002                    | 79,000             | 78,569            | 78,569                      | -           | -                            | -       |
| Wireless Network Upgrade and<br>CAT 6 Data Port Upgrade<br>Project Number: 020185003 | 76,000             | 46,163            | 46,163                      | -           | -                            | -       |
| <b>Bethune, Mary M. Elementary School</b>  |                    |                   |                             |             |                              |         |
| Technology Infrastructure<br>Upgrade<br>Project Number: 034185001                    | 21,000             | 9,007             | 9,007                       | -           | -                            | -       |
| Additional Computers to Close<br>Gap<br>Project Number: 034185002                    | 185,000            | 184,978           | 184,978                     | -           | -                            | -       |
| Wireless Network Upgrade and<br>CAT 6 Data Port Upgrade<br>Project Number: 034185003 | 114,000            | 54,825            | 54,825                      | -           | -                            | -       |
| Music Instruments<br>Project Number: 034185009                                       | 50,000             | 50,000            | 49,999                      | -           | -                            | 1       |
| Facil Projects - SMART<br>Project Number: 034185010                                  | 195,000            | -                 | -                           | -           | -                            | -       |
| <b>Boulevard Heights Elementary School</b>   |                    |                   |                             |             |                              |         |
| Additional Computers to Close<br>Gap<br>Project Number: 097185002                    | 53,000             | 52,814            | 52,814                      | -           | -                            | -       |

\* Project expenditures include, but are not limited to, construction costs, design costs, permitting costs, advertising costs during the planning and procurement phase, equipment, work orders, and Program Management fees.

There may be some additional financial activity on these projects as the final payments are made and all of the purchase orders are closed-out. When the projects are closed-out remaining balances (savings) are reported to the School Board and returned to the Capital Reserve.

This is a budget and expenditure activity report, and is not a construction status report.  
The accompanying introduction and notes are an integral part of this budget activity report.





# SMART Program Budget Activity Report

## Completed and Meets Standard Projects Detail Schedule for Quarter Ended September 30, 2018



GOB Referendum Approved by Voters on 11/4/2014 - 46 Months Since Approval

| School/<br>Project   | Original<br>Budget | Current<br>Budget | Prior Years<br>Expenditures | Commitments | Current Year<br>Expenditures | Balance |
|--|--------------------|-------------------|-----------------------------|-------------|------------------------------|---------|
| <b>Boulevard Heights Elementary School</b>   |                    |                   |                             |             |                              |         |
| Wireless Network Upgrade and<br>CAT 6 Data Port Upgrade<br>Project Number: 097185003 | 77,000             | 56,960            | 56,961                      | -           | -                            | -1      |
| Facil Projects - SMART<br>Project Number: 097185010                                  | 60,000             | -                 | -                           | -           | -                            | -       |
| <b>Bright Horizons Center</b>  |                    |                   |                             |             |                              |         |
| Additional Computers to Close<br>Gap<br>Project Number: 087185002                    | 31,000             | 30,974            | 30,974                      | -           | -                            | -       |
| Wireless Network Upgrade and<br>CAT 6 Data Port Upgrade<br>Project Number: 087185003 | 57,000             | 49,290            | 49,290                      | -           | -                            | -       |
| Single Point of Entry<br>Project Number: P.001858                                    | 90,000             | 90,000            | 68,868                      | 2,122       | -                            | 19,010  |
| <b>Broadview Elementary School</b>   |                    |                   |                             |             |                              |         |
| Technology Infrastructure<br>Upgrade<br>Project Number: 081185001                    | 113,000            | 75,855            | 75,855                      | -           | -                            | -       |
| Additional Computers to Close<br>Gap<br>Project Number: 081185002                    | 222,000            | 221,815           | 221,815                     | -           | -                            | -       |
| Wireless Network Upgrade and<br>CAT 6 Data Port Upgrade<br>Project Number: 081185003 | 111,000            | 65,815            | 65,815                      | -           | -                            | -       |
| Music Instruments<br>Project Number: 081185009                                       | 50,000             | 50,000            | 43,676                      | -           | -                            | 6,324   |
| <b>Broward Community Charter West</b>  |                    |                   |                             |             |                              |         |
| Charter School Technology<br>Project Number: 540385004                               | 95,008             | 94,687            | 94,687                      | -           | -                            | -       |

\* Project expenditures include, but are not limited to, construction costs, design costs, permitting costs, advertising costs during the planning and procurement phase, equipment, work orders, and Program Management fees.

There may be some additional financial activity on these projects as the final payments are made and all of the purchase orders are closed-out. When the projects are closed-out remaining balances (savings) are reported to the School Board and returned to the Capital Reserve.

This is a budget and expenditure activity report, and is not a construction status report.  
The accompanying introduction and notes are an integral part of this budget activity report.



# SMART Program Budget Activity Report

## Completed and Meets Standard Projects Detail Schedule for Quarter Ended September 30, 2018



GOB Referendum Approved by Voters on 11/4/2014 - 46 Months Since Approval

| School/<br>Project  | Original<br>Budget | Current<br>Budget | Prior Years<br>Expenditures | Commitments | Current Year<br>Expenditures | Balance |
|---|--------------------|-------------------|-----------------------------|-------------|------------------------------|---------|
| <b>Broward Estates Elementary School</b>  |                    |                   |                             |             |                              |         |
| Technology Infrastructure Upgrade<br>Project Number: 050185001                    | 9,000              | 6,447             | 6,447                       | -           | -                            | -       |
| Additional Computers to Close Gap<br>Project Number: 050185002                    | 50,000             | 49,976            | 49,976                      | -           | -                            | -       |
| Wireless Network Upgrade and CAT 6 Data Port Upgrade<br>Project Number: 050185003 | 44,000             | 33,403            | 33,403                      | -           | -                            | -       |
| <b>Castle Hill Annex</b>  |                    |                   |                             |             |                              |         |
| Facil Projects - SMART<br>Project Number: 138285010                               | 90,000             | -                 | -                           | -           | -                            | -       |
| <b>Castle Hill Elementary School</b>  |                    |                   |                             |             |                              |         |
| Technology Infrastructure Upgrade<br>Project Number: 146185001                    | 17,000             | 12,257            | 12,257                      | -           | -                            | -       |
| Additional Computers to Close Gap<br>Project Number: 146185002                    | 171,000            | 170,681           | 170,681                     | -           | -                            | -       |
| Wireless Network Upgrade and CAT 6 Data Port Upgrade<br>Project Number: 146185003 | 45,000             | 25,422            | 25,422                      | -           | -                            | -       |
| Music Instruments<br>Project Number: 146185009                                    | 50,000             | 50,000            | 49,514                      | -           | -                            | 486     |
| <b>Central Charter School</b>   |                    |                   |                             |             |                              |         |
| Charter School Technology<br>Project Number: 504185004                            | 360,851            | 360,831           | 360,831                     | -           | -                            | -       |

\* Project expenditures include, but are not limited to, construction costs, design costs, permitting costs, advertising costs during the planning and procurement phase, equipment, work orders, and Program Management fees.

There may be some additional financial activity on these projects as the final payments are made and all of the purchase orders are closed-out. When the projects are closed-out remaining balances (savings) are reported to the School Board and returned to the Capital Reserve.

This is a budget and expenditure activity report, and is not a construction status report.  
The accompanying introduction and notes are an integral part of this budget activity report.



# SMART Program Budget Activity Report

## Completed and Meets Standard Projects Detail Schedule for Quarter Ended September 30, 2018



GOB Referendum Approved by Voters on 11/4/2014 - 46 Months Since Approval

| School/<br>Project  | Original<br>Budget | Current<br>Budget | Prior Years<br>Expenditures | Commitments | Current Year<br>Expenditures | Balance |
|---|--------------------|-------------------|-----------------------------|-------------|------------------------------|---------|
| <b>Central Park Elementary School</b>   |                    |                   |                             |             |                              |         |
| Technology Infrastructure Upgrade<br>Project Number: 264185001                    | 164,000            | 107,802           | 107,802                     | -           | -                            | -       |
| Additional Computers to Close Gap<br>Project Number: 264185002                    | 139,000            | 138,964           | 138,964                     | -           | -                            | -       |
| Wireless Network Upgrade and CAT 6 Data Port Upgrade<br>Project Number: 264185003 | 113,000            | 65,315            | 65,315                      | -           | -                            | -       |
| Music Instruments<br>Project Number: 264185009                                    | 50,000             | 50,000            | 18,887                      | 31,073      | -                            | 40      |
| <b>Challenger Elementary School</b>   |                    |                   |                             |             |                              |         |
| Additional Computers to Close Gap<br>Project Number: 377185002                    | 223,000            | 222,929           | 222,929                     | -           | -                            | -       |
| Wireless Network Upgrade and CAT 6 Data Port Upgrade<br>Project Number: 377185003 | 113,000            | 71,936            | 71,936                      | -           | -                            | -       |
| Music Instruments<br>Project Number: 377185009                                    | 50,000             | 50,000            | 29,617                      | 20,382      | -                            | 1       |
| <b>Championship Academy of Distinction at Davie</b>                               |                    |                   |                             |             |                              |         |
| Charter School Technology<br>Project Number: 542285004                            | 183,722            | 183,714           | 183,714                     | -           | -                            | -       |
| <b>Championship Academy of Distinction at Hollywood</b>                           |                    |                   |                             |             |                              |         |
| Charter School Technology<br>Project Number: 536185004                            | 120,783            | 120,774           | 120,774                     | -           | -                            | -       |

\* Project expenditures include, but are not limited to, construction costs, design costs, permitting costs, advertising costs during the planning and procurement phase, equipment, work orders, and Program Management fees.

There may be some additional financial activity on these projects as the final payments are made and all of the purchase orders are closed-out. When the projects are closed-out remaining balances (savings) are reported to the School Board and returned to the Capital Reserve.

This is a budget and expenditure activity report, and is not a construction status report.  
The accompanying introduction and notes are an integral part of this budget activity report.



# SMART Program Budget Activity Report

## Completed and Meets Standard Projects Detail Schedule for Quarter Ended September 30, 2018



GOB Referendum Approved by Voters on 11/4/2014 - 46 Months Since Approval

| School/<br>Project  | Original<br>Budget | Current<br>Budget | Prior Years<br>Expenditures | Commitments | Current Year<br>Expenditures | Balance |
|---|--------------------|-------------------|-----------------------------|-------------|------------------------------|---------|
| <b>Chapel Trail Elementary School</b>   |                    |                   |                             |             |                              |         |
| Technology Infrastructure Upgrade<br>Project Number: 296185001                    | 108,000            | 69,855            | 69,855                      | -           | -                            | -       |
| Additional Computers to Close Gap<br>Project Number: 296185002                    | 207,000            | 206,828           | 206,828                     | -           | -                            | -       |
| Wireless Network Upgrade and CAT 6 Data Port Upgrade<br>Project Number: 296185003 | 131,000            | 69,630            | 69,630                      | -           | -                            | -       |
| Music Instruments<br>Project Number: 296185009                                    | 50,000             | 50,000            | 47,220                      | 1,196       | -                            | 1,584   |
| <b>Charter School of Excellence</b>   |                    |                   |                             |             |                              |         |
| Charter School Technology<br>Project Number: 503185004                            | 83,020             | 83,015            | 83,015                      | -           | -                            | -       |
| <b>Charter School of Excellence at Davie</b>                                      |                    |                   |                             |             |                              |         |
| Charter School Technology<br>Project Number: 527185004                            | 65,337             | 65,333            | 65,333                      | -           | -                            | -       |
| <b>Charter School of Excellence at Davie 2</b>                                    |                    |                   |                             |             |                              |         |
| Charter School Technology<br>Project Number: 502685004                            | 6,893              | 6,886             | 6,886                       | -           | -                            | -       |
| <b>Charter School of Excellence Fort Lauderdale 2</b>                             |                    |                   |                             |             |                              |         |
| Charter School Technology<br>Project Number: 539485004                            | 7,792              | 7,788             | 7,788                       | -           | -                            | -       |
| <b>Charter School of Excellence Tamarac 1 Campus</b>                              |                    |                   |                             |             |                              |         |
| Charter School Technology<br>Project Number: 520185004                            | 127,377            | 127,368           | 127,368                     | -           | -                            | -       |

\* Project expenditures include, but are not limited to, construction costs, design costs, permitting costs, advertising costs during the planning and procurement phase, equipment, work orders, and Program Management fees.

There may be some additional financial activity on these projects as the final payments are made and all of the purchase orders are closed-out. When the projects are closed-out remaining balances (savings) are reported to the School Board and returned to the Capital Reserve.

This is a budget and expenditure activity report, and is not a construction status report. The accompanying introduction and notes are an integral part of this budget activity report.



# SMART Program Budget Activity Report

## Completed and Meets Standard Projects Detail Schedule for Quarter Ended September 30, 2018



GOB Referendum Approved by Voters on 11/4/2014 - 46 Months Since Approval

| School/<br>Project  | Original<br>Budget | Current<br>Budget | Prior Years<br>Expenditures | Commitments | Current Year<br>Expenditures | Balance |
|---|--------------------|-------------------|-----------------------------|-------------|------------------------------|---------|
| <b>Charter School of Excellence Tamarac 2 Campus</b>                              |                    |                   |                             |             |                              |         |
| Charter School Technology<br>Project Number: 529185004                            | 6,893              | 6,884             | 6,884                       | -           | -                            | -       |
| <b>City of Coral Springs</b>  |                    |                   |                             |             |                              |         |
| Charter School Technology<br>Project Number: 509185004                            | 498,418            | 498,414           | 498,414                     | -           | -                            | -       |
| <b>City of Pembroke Pines East</b>  |                    |                   |                             |             |                              |         |
| Charter School Technology<br>Project Number: 505185004                            | 576,942            | 576,879           | 576,879                     | -           | -                            | -       |
| <b>City of Pembroke Pines High</b>  |                    |                   |                             |             |                              |         |
| Charter School Technology<br>Project Number: 512185004                            | 606,313            | 606,295           | 606,295                     | -           | -                            | -       |
| <b>City of Pembroke Pines Middle West</b>   |                    |                   |                             |             |                              |         |
| Charter School Technology<br>Project Number: 508185004                            | 395,018            | 394,999           | 394,999                     | -           | -                            | -       |
| <b>Coconut Creek Elementary School</b>  |                    |                   |                             |             |                              |         |
| Technology Infrastructure Upgrade<br>Project Number: 142185001                    | 17,000             | 16,965            | 16,965                      | -           | -                            | -       |
| Additional Computers to Close Gap<br>Project Number: 142185002                    | 158,000            | 157,958           | 157,958                     | -           | -                            | -       |
| Wireless Network Upgrade and CAT 6 Data Port Upgrade<br>Project Number: 142185003 | 84,000             | 77,554            | 77,554                      | -           | -                            | -       |
| Music Instruments<br>Project Number: 142185009                                    | 50,000             | 50,000            | 49,924                      | 23          | -                            | 53      |

\* Project expenditures include, but are not limited to, construction costs, design costs, permitting costs, advertising costs during the planning and procurement phase, equipment, work orders, and Program Management fees.

There may be some additional financial activity on these projects as the final payments are made and all of the purchase orders are closed-out. When the projects are closed-out remaining balances (savings) are reported to the School Board and returned to the Capital Reserve.

This is a budget and expenditure activity report, and is not a construction status report. The accompanying introduction and notes are an integral part of this budget activity report.



# SMART Program Budget Activity Report

## Completed and Meets Standard Projects Detail Schedule for Quarter Ended September 30, 2018



GOB Referendum Approved by Voters on 11/4/2014 - 46 Months Since Approval

| School/<br>Project  | Original<br>Budget | Current<br>Budget | Prior Years<br>Expenditures | Commitments | Current Year<br>Expenditures | Balance |
|---|--------------------|-------------------|-----------------------------|-------------|------------------------------|---------|
| <b>Coconut Creek High School</b>  |                    |                   |                             |             |                              |         |
| Technology Infrastructure Upgrade<br>Project Number: 168185001                    | 26,000             | 16,306            | 16,306                      | -           | -                            | -       |
| Additional Computers to Close Gap<br>Project Number: 168185002                    | 288,000            | 287,849           | 287,849                     | -           | -                            | -       |
| Wireless Network Upgrade and CAT 6 Data Port Upgrade<br>Project Number: 168185003 | 233,000            | 118,258           | 118,258                     | -           | -                            | -       |
| Music Instruments<br>Project Number: 168185009                                    | 300,000            | 300,000           | 296,745                     | 3,250       | -                            | 5       |
| Weight Room Renovation<br>Project Number: P.002019                                | 121,000            | 121,000           | 120,606                     | -           | -                            | 394     |
| <b>Coconut Palm Elementary School</b>   |                    |                   |                             |             |                              |         |
| Technology Infrastructure Upgrade<br>Project Number: 374185001                    | 145,000            | 80,568            | 80,568                      | -           | -                            | -       |
| Additional Computers to Close Gap<br>Project Number: 374185002                    | 192,000            | 191,953           | 191,953                     | -           | -                            | -       |
| Wireless Network Upgrade and CAT 6 Data Port Upgrade<br>Project Number: 374185003 | 56,000             | -                 | -                           | -           | -                            | -       |
| Music Instruments<br>Project Number: 374185009                                    | 50,000             | 50,000            | 49,915                      | -           | -                            | 85      |
| School Choice Enhancement<br>Project Number: P.001812                             | 100,000            | 100,000           | 47,495                      | 39,102      | -                            | 13,403  |

\* Project expenditures include, but are not limited to, construction costs, design costs, permitting costs, advertising costs during the planning and procurement phase, equipment, work orders, and Program Management fees.

There may be some additional financial activity on these projects as the final payments are made and all of the purchase orders are closed-out. When the projects are closed-out remaining balances (savings) are reported to the School Board and returned to the Capital Reserve.

This is a budget and expenditure activity report, and is not a construction status report.  
The accompanying introduction and notes are an integral part of this budget activity report.



# SMART Program Budget Activity Report

## Completed and Meets Standard Projects Detail Schedule for Quarter Ended September 30, 2018



GOB Referendum Approved by Voters on 11/4/2014 - 46 Months Since Approval

| School/<br>Project   | Original<br>Budget | Current<br>Budget | Prior Years<br>Expenditures | Commitments | Current Year<br>Expenditures | Balance |
|--|--------------------|-------------------|-----------------------------|-------------|------------------------------|---------|
| <b>Colbert Elementary School</b>   |                    |                   |                             |             |                              |         |
| Additional Computers to Close<br>Gap<br>Project Number: 023185002                    | 123,000            | 122,824           | 122,824                     | -           | -                            | -       |
| Wireless Network Upgrade and<br>CAT 6 Data Port Upgrade<br>Project Number: 023185003 | 58,000             | 28,562            | 28,562                      | -           | -                            | -       |
| Music Instruments<br>Project Number: 023185009                                       | 50,000             | 50,000            | 49,999                      | -           | -                            | 1       |
| <b>Collins Elementary School</b>   |                    |                   |                             |             |                              |         |
| Additional Computers to Close<br>Gap<br>Project Number: 033185002                    | 64,000             | 63,779            | 63,779                      | -           | -                            | -       |
| Wireless Network Upgrade and<br>CAT 6 Data Port Upgrade<br>Project Number: 033185003 | 52,000             | 39,802            | 39,802                      | -           | -                            | -       |
| <b>Cooper City Elementary School</b>   |                    |                   |                             |             |                              |         |
| Technology Infrastructure<br>Upgrade<br>Project Number: 121185001                    | 136,000            | 83,221            | 83,221                      | -           | -                            | -       |
| Additional Computers to Close<br>Gap<br>Project Number: 121185002                    | 132,000            | 131,833           | 131,833                     | -           | -                            | -       |
| Wireless Network Upgrade and<br>CAT 6 Data Port Upgrade<br>Project Number: 121185003 | 65,000             | -                 | -                           | -           | -                            | -       |
| Music Instruments<br>Project Number: 121185009                                       | 50,000             | 50,000            | 33,139                      | 12,556      | -                            | 4,305   |

\* Project expenditures include, but are not limited to, construction costs, design costs, permitting costs, advertising costs during the planning and procurement phase, equipment, work orders, and Program Management fees.

There may be some additional financial activity on these projects as the final payments are made and all of the purchase orders are closed-out. When the projects are closed-out remaining balances (savings) are reported to the School Board and returned to the Capital Reserve.

This is a budget and expenditure activity report, and is not a construction status report.  
The accompanying introduction and notes are an integral part of this budget activity report.



# SMART Program Budget Activity Report

## Completed and Meets Standard Projects Detail Schedule for Quarter Ended September 30, 2018



GOB Referendum Approved by Voters on 11/4/2014 - 46 Months Since Approval

| School/<br>Project  | Original<br>Budget | Current<br>Budget | Prior Years<br>Expenditures | Commitments | Current Year<br>Expenditures | Balance |
|---|--------------------|-------------------|-----------------------------|-------------|------------------------------|---------|
| <b>Cooper City High School</b>  |                    |                   |                             |             |                              |         |
| Technology Infrastructure Upgrade<br>Project Number: 193185001                    | 24,000             | -                 | -                           | -           | -                            | -       |
| Additional Computers to Close Gap<br>Project Number: 193185002                    | 54,000             | 53,946            | 53,946                      | -           | -                            | -       |
| Wireless Network Upgrade and CAT 6 Data Port Upgrade<br>Project Number: 193185003 | 150,000            | 82,598            | 82,598                      | -           | -                            | -       |
| Music Instruments<br>Project Number: 193185009                                    | 300,000            | 300,000           | 299,996                     | -           | -                            | 4       |
| <b>Coral Cove Elementary School</b>   |                    |                   |                             |             |                              |         |
| Technology Infrastructure Upgrade<br>Project Number: 201185001                    | 120,000            | 98,554            | 98,554                      | -           | -                            | -       |
| Additional Computers to Close Gap<br>Project Number: 201185002                    | 193,000            | 192,994           | 192,994                     | -           | -                            | -       |
| Wireless Network Upgrade and CAT 6 Data Port Upgrade<br>Project Number: 201185003 | 87,000             | 55,519            | 55,519                      | -           | -                            | -       |
| Music Instruments<br>Project Number: 201185009                                    | 50,000             | 50,000            | 37,265                      | 6,278       | -                            | 6,457   |
| School Choice Enhancement<br>Project Number: P.001854                             | 100,000            | 100,000           | 99,963                      | -           | -                            | 37      |
| <b>Coral Glades High School</b>   |                    |                   |                             |             |                              |         |
| Technology Infrastructure Upgrade<br>Project Number: 386185001                    | 194,000            | 193,872           | 193,872                     | -           | -                            | -       |

\* Project expenditures include, but are not limited to, construction costs, design costs, permitting costs, advertising costs during the planning and procurement phase, equipment, work orders, and Program Management fees.

There may be some additional financial activity on these projects as the final payments are made and all of the purchase orders are closed-out. When the projects are closed-out remaining balances (savings) are reported to the School Board and returned to the Capital Reserve.

This is a budget and expenditure activity report, and is not a construction status report. The accompanying introduction and notes are an integral part of this budget activity report.





# SMART Program Budget Activity Report

## Completed and Meets Standard Projects Detail Schedule for Quarter Ended September 30, 2018



GOB Referendum Approved by Voters on 11/4/2014 - 46 Months Since Approval

| School/<br>Project  | Original<br>Budget | Current<br>Budget | Prior Years<br>Expenditures | Commitments | Current Year<br>Expenditures | Balance |
|---|--------------------|-------------------|-----------------------------|-------------|------------------------------|---------|
| <b>Coral Glades High School</b>   |                    |                   |                             |             |                              |         |
| Additional Computers to Close Gap<br>Project Number: 386185002                    | 525,000            | 524,960           | 524,960                     | -           | -                            | -       |
| Wireless Network Upgrade and CAT 6 Data Port Upgrade<br>Project Number: 386185003 | 15,000             | 13,533            | 13,533                      | -           | -                            | -       |
| Music Instruments<br>Project Number: 386185009                                    | 300,000            | 300,000           | 293,049                     | -           | -                            | 6,951   |
| Weight Room Renovation<br>Project Number: p.002138                                | 121,000            | 121,000           | -                           | -           | 120,286                      | 714     |
| <b>Coral Park Elementary School</b>   |                    |                   |                             |             |                              |         |
| Technology Infrastructure Upgrade<br>Project Number: 304185001                    | 152,000            | 110,060           | 110,060                     | -           | -                            | -       |
| Additional Computers to Close Gap<br>Project Number: 304185002                    | 116,000            | 115,964           | 115,964                     | -           | -                            | -       |
| Wireless Network Upgrade and CAT 6 Data Port Upgrade<br>Project Number: 304185003 | 88,000             | 57,433            | 57,433                      | -           | -                            | -       |
| Music Instruments<br>Project Number: 304185009                                    | 50,000             | 50,000            | 43,684                      | 6,316       | -                            | -       |
| Facil Projects - SMART<br>Project Number: 304185010                               | 195,000            | -                 | -                           | -           | -                            | -       |
| <b>Coral Springs Pre-K - 8</b>  |                    |                   |                             |             |                              |         |
| Technology Infrastructure Upgrade<br>Project Number: 255185001                    | 26,000             | 25,782            | 25,782                      | -           | -                            | -       |

\* Project expenditures include, but are not limited to, construction costs, design costs, permitting costs, advertising costs during the planning and procurement phase, equipment, work orders, and Program Management fees.

There may be some additional financial activity on these projects as the final payments are made and all of the purchase orders are closed-out. When the projects are closed-out remaining balances (savings) are reported to the School Board and returned to the Capital Reserve.

This is a budget and expenditure activity report, and is not a construction status report. The accompanying introduction and notes are an integral part of this budget activity report.



# SMART Program Budget Activity Report

## Completed and Meets Standard Projects Detail Schedule for Quarter Ended September 30, 2018



GOB Referendum Approved by Voters on 11/4/2014 - 46 Months Since Approval

| School/<br>Project   | Original<br>Budget | Current<br>Budget | Prior Years<br>Expenditures | Commitments | Current Year<br>Expenditures | Balance |
|--|--------------------|-------------------|-----------------------------|-------------|------------------------------|---------|
| <b>Coral Springs Pre-K - 8</b>   |                    |                   |                             |             |                              |         |
| Additional Computers to Close<br>Gap<br>Project Number: 255185002                    | 126,000            | 125,905           | 125,905                     | -           | -                            | -       |
| Wireless Network Upgrade and<br>CAT 6 Data Port Upgrade<br>Project Number: 255185003 | 52,000             | 47,953            | 47,953                      | -           | -                            | -       |
| Music Instruments<br>Project Number: 255185009                                       | 50,000             | 50,000            | 43,035                      | 705         | 6,248                        | 12      |
| <b>Coral Springs High School</b>   |                    |                   |                             |             |                              |         |
| Technology Infrastructure<br>Upgrade<br>Project Number: 115185001                    | 382,000            | 239,727           | 239,727                     | -           | -                            | -       |
| Additional Computers to Close<br>Gap<br>Project Number: 115185002                    | 505,000            | 504,781           | 504,781                     | -           | -                            | -       |
| Wireless Network Upgrade and<br>CAT 6 Data Port Upgrade<br>Project Number: 115185003 | 51,000             | 50,878            | 50,878                      | -           | -                            | -       |
| School Choice Enhancement<br>Project Number: P.001768                                | 100,000            | 100,000           | 99,876                      | -           | -                            | 124     |
| <b>Coral Springs Middle School</b>   |                    |                   |                             |             |                              |         |
| Technology Infrastructure<br>Upgrade<br>Project Number: 256185001                    | 192,000            | 126,458           | 126,458                     | -           | -                            | -       |
| Additional Computers to Close<br>Gap<br>Project Number: 256185002                    | 217,000            | 216,866           | 216,866                     | -           | -                            | -       |
| Wireless Network Upgrade and<br>CAT 6 Data Port Upgrade<br>Project Number: 256185003 | 88,000             | 86,129            | 86,129                      | -           | -                            | -       |

\* Project expenditures include, but are not limited to, construction costs, design costs, permitting costs, advertising costs during the planning and procurement phase, equipment, work orders, and Program Management fees.

There may be some additional financial activity on these projects as the final payments are made and all of the purchase orders are closed-out. When the projects are closed-out remaining balances (savings) are reported to the School Board and returned to the Capital Reserve.

This is a budget and expenditure activity report, and is not a construction status report.  
The accompanying introduction and notes are an integral part of this budget activity report.



# SMART Program Budget Activity Report

## Completed and Meets Standard Projects Detail Schedule for Quarter Ended September 30, 2018



GOB Referendum Approved by Voters on 11/4/2014 - 46 Months Since Approval

| School/<br>Project  | Original<br>Budget | Current<br>Budget | Prior Years<br>Expenditures | Commitments | Current Year<br>Expenditures | Balance |
|---|--------------------|-------------------|-----------------------------|-------------|------------------------------|---------|
| <b>Coral Springs Middle School</b>  |                    |                   |                             |             |                              |         |
| Music Instruments<br>Project Number: 256185009                                    | 100,000            | 100,000           | 100,000                     | -           | -                            | -       |
| <b>Country Hills Elementary School</b>  |                    |                   |                             |             |                              |         |
| Technology Infrastructure Upgrade<br>Project Number: 311185001                    | 165,000            | 116,831           | 116,831                     | -           | -                            | -       |
| Additional Computers to Close Gap<br>Project Number: 311185002                    | 207,000            | 206,850           | 206,850                     | -           | -                            | -       |
| Wireless Network Upgrade and CAT 6 Data Port Upgrade<br>Project Number: 311185003 | 111,000            | 63,843            | 63,843                      | -           | -                            | -       |
| Music Instruments<br>Project Number: 311185009                                    | 50,000             | 50,000            | 45,374                      | -           | 36                           | 4,590   |
| <b>Country Isles Elementary School</b>  |                    |                   |                             |             |                              |         |
| Technology Infrastructure Upgrade<br>Project Number: 298185001                    | 137,000            | 115,712           | 115,712                     | -           | -                            | -       |
| Additional Computers to Close Gap<br>Project Number: 298185002                    | 178,000            | 177,972           | 177,972                     | -           | -                            | -       |
| Wireless Network Upgrade and CAT 6 Data Port Upgrade<br>Project Number: 298185003 | 55,000             | 40,057            | 40,057                      | -           | -                            | -       |
| Music Instruments<br>Project Number: 298185009                                    | 50,000             | 50,000            | 43,721                      | 6,278       | -                            | 1       |
| School Choice Enhancement<br>Project Number: P.001719                             | 100,000            | 100,000           | 100,000                     | -           | -                            | -       |

\* Project expenditures include, but are not limited to, construction costs, design costs, permitting costs, advertising costs during the planning and procurement phase, equipment, work orders, and Program Management fees.

There may be some additional financial activity on these projects as the final payments are made and all of the purchase orders are closed-out. When the projects are closed-out remaining balances (savings) are reported to the School Board and returned to the Capital Reserve.

This is a budget and expenditure activity report, and is not a construction status report. The accompanying introduction and notes are an integral part of this budget activity report.



# SMART Program Budget Activity Report

## Completed and Meets Standard Projects Detail Schedule for Quarter Ended September 30, 2018



GOB Referendum Approved by Voters on 11/4/2014 - 46 Months Since Approval

| School/<br>Project  | Original<br>Budget | Current<br>Budget | Prior Years<br>Expenditures | Commitments | Current Year<br>Expenditures | Balance |
|---|--------------------|-------------------|-----------------------------|-------------|------------------------------|---------|
| <b>Cresthaven Elementary School</b>   |                    |                   |                             |             |                              |         |
| Technology Infrastructure Upgrade<br>Project Number: 090185001                    | 22,000             | 21,762            | 21,762                      | -           | -                            | -       |
| Additional Computers to Close Gap<br>Project Number: 090185002                    | 193,000            | 192,912           | 192,912                     | -           | -                            | -       |
| Wireless Network Upgrade and CAT 6 Data Port Upgrade<br>Project Number: 090185003 | 81,000             | 56,069            | 56,069                      | -           | -                            | -       |
| Music Instruments<br>Project Number: 090185009                                    | 50,000             | 50,000            | 34,790                      | 15,209      | -                            | 1       |
| <b>Crissant Park Elementary School</b>  |                    |                   |                             |             |                              |         |
| Additional Computers to Close Gap<br>Project Number: 022185002                    | 214,000            | 213,800           | 213,800                     | -           | -                            | -       |
| Wireless Network Upgrade and CAT 6 Data Port Upgrade<br>Project Number: 022185003 | 98,000             | 66,406            | 66,406                      | -           | -                            | -       |
| Music Instruments<br>Project Number: 022185009                                    | 50,000             | 50,000            | 49,777                      | 97          | 124                          | 2       |
| <b>Cross Creek School</b>   |                    |                   |                             |             |                              |         |
| Additional Computers to Close Gap<br>Project Number: 322285002                    | 37,000             | 36,948            | 36,948                      | -           | -                            | -       |
| Wireless Network Upgrade and CAT 6 Data Port Upgrade<br>Project Number: 322285003 | 39,000             | 34,137            | 34,137                      | -           | -                            | -       |
| Music Instruments<br>Project Number: 322285009                                    | 50,000             | 50,000            | 8,655                       | 19,100      | 22,245                       | -       |

\* Project expenditures include, but are not limited to, construction costs, design costs, permitting costs, advertising costs during the planning and procurement phase, equipment, work orders, and Program Management fees.

There may be some additional financial activity on these projects as the final payments are made and all of the purchase orders are closed-out. When the projects are closed-out remaining balances (savings) are reported to the School Board and returned to the Capital Reserve.

This is a budget and expenditure activity report, and is not a construction status report. The accompanying introduction and notes are an integral part of this budget activity report.



# SMART Program Budget Activity Report

## Completed and Meets Standard Projects Detail Schedule for Quarter Ended September 30, 2018



GOB Referendum Approved by Voters on 11/4/2014 - 46 Months Since Approval

| School/<br>Project  | Original<br>Budget | Current<br>Budget | Prior Years<br>Expenditures | Commitments | Current Year<br>Expenditures | Balance |
|---|--------------------|-------------------|-----------------------------|-------------|------------------------------|---------|
| <b>Crystal Lake Middle School</b>   |                    |                   |                             |             |                              |         |
| Technology Infrastructure Upgrade<br>Project Number: 187185001                    | 13,000             | 12,997            | 12,997                      | -           | -                            | -       |
| Additional Computers to Close Gap<br>Project Number: 187185002                    | 175,000            | 174,994           | 174,994                     | -           | -                            | -       |
| Wireless Network Upgrade and CAT 6 Data Port Upgrade<br>Project Number: 187185003 | 137,000            | 116,751           | 116,751                     | -           | -                            | -       |
| <b>Cypress Bay High School</b>  |                    |                   |                             |             |                              |         |
| Technology Infrastructure Upgrade<br>Project Number: 362385001                    | 578,000            | 350,804           | 350,804                     | -           | -                            | -       |
| Additional Computers to Close Gap<br>Project Number: 362385002                    | 970,000            | 969,812           | 969,812                     | -           | -                            | -       |
| Wireless Network Upgrade and CAT 6 Data Port Upgrade<br>Project Number: 362385003 | 182,000            | 148,501           | 148,501                     | -           | -                            | -       |
| Music Instruments<br>Project Number: 362385009                                    | 300,000            | 300,000           | 299,034                     | 956         | -                            | 10      |
| School Choice Enhancement<br>Project Number: P.001763                             | 100,000            | 100,000           | 100,000                     | -           | -                            | -       |
| Weight Room Renovation<br>Project Number: P.002020                                | 121,000            | 121,000           | 121,000                     | -           | -                            | -       |
| Track Resurfacing<br>Project Number: P.002054                                     | 300,000            | 345,000           | 304,496                     | -           | -                            | 40,504  |

\* Project expenditures include, but are not limited to, construction costs, design costs, permitting costs, advertising costs during the planning and procurement phase, equipment, work orders, and Program Management fees.

There may be some additional financial activity on these projects as the final payments are made and all of the purchase orders are closed-out. When the projects are closed-out remaining balances (savings) are reported to the School Board and returned to the Capital Reserve.

This is a budget and expenditure activity report, and is not a construction status report. The accompanying introduction and notes are an integral part of this budget activity report.



# SMART Program Budget Activity Report

## Completed and Meets Standard Projects Detail Schedule for Quarter Ended September 30, 2018



GOB Referendum Approved by Voters on 11/4/2014 - 46 Months Since Approval

| School/<br>Project  | Original<br>Budget | Current<br>Budget | Prior Years<br>Expenditures | Commitments | Current Year<br>Expenditures | Balance |
|---|--------------------|-------------------|-----------------------------|-------------|------------------------------|---------|
| <b>Cypress Elementary School</b>  |                    |                   |                             |             |                              |         |
| Technology Infrastructure Upgrade<br>Project Number: 178185001                    | 61,000             | 34,735            | 34,735                      | -           | -                            | -       |
| Additional Computers to Close Gap<br>Project Number: 178185002                    | 247,000            | 246,797           | 246,797                     | -           | -                            | -       |
| Wireless Network Upgrade and CAT 6 Data Port Upgrade<br>Project Number: 178185003 | 96,000             | 62,650            | 62,650                      | -           | -                            | -       |
| Music Instruments<br>Project Number: 178185009                                    | 50,000             | 50,000            | 41,457                      | 8,051       | 198                          | 294     |
| School Choice Enhancement<br>Project Number: P.001762                             | 100,000            | 100,000           | 80,488                      | 19,512      | -                            | -       |
| <b>Cypress Run Education Center</b>   |                    |                   |                             |             |                              |         |
| Wireless Network Upgrade and CAT 6 Data Port Upgrade<br>Project Number: 212385003 | 21,000             | 10,536            | 10,536                      | -           | -                            | -       |
| School Choice Enhancement<br>Project Number: P.001760                             | 100,000            | 100,000           | 99,994                      | -           | -                            | 6       |
| Single Point of Entry<br>Project Number: P.001874                                 | 90,000             | 90,000            | 8,846                       | 281         | 11,897                       | 68,976  |
| <b>Dandy, William Middle School</b>   |                    |                   |                             |             |                              |         |
| Technology Infrastructure Upgrade<br>Project Number: 107185001                    | 9,000              | 8,538             | 8,538                       | -           | -                            | -       |
| Additional Computers to Close Gap<br>Project Number: 107185002                    | 85,000             | 84,995            | 84,995                      | -           | -                            | -       |

\* Project expenditures include, but are not limited to, construction costs, design costs, permitting costs, advertising costs during the planning and procurement phase, equipment, work orders, and Program Management fees.

There may be some additional financial activity on these projects as the final payments are made and all of the purchase orders are closed-out. When the projects are closed-out remaining balances (savings) are reported to the School Board and returned to the Capital Reserve.

This is a budget and expenditure activity report, and is not a construction status report. The accompanying introduction and notes are an integral part of this budget activity report.



# SMART Program Budget Activity Report

## Completed and Meets Standard Projects Detail Schedule for Quarter Ended September 30, 2018



GOB Referendum Approved by Voters on 11/4/2014 - 46 Months Since Approval

| School/<br>Project   | Original<br>Budget | Current<br>Budget | Prior Years<br>Expenditures | Commitments | Current Year<br>Expenditures | Balance |
|--|--------------------|-------------------|-----------------------------|-------------|------------------------------|---------|
| <b>Dandy, William Middle School</b>  |                    |                   |                             |             |                              |         |
| Wireless Network Upgrade and<br>CAT 6 Data Port Upgrade<br>Project Number: 107185003 | 123,000            | 101,396           | 101,396                     | -           | -                            | -       |
| Music Instruments<br>Project Number: 107185009                                       | 100,000            | 100,000           | 99,996                      | -           | -                            | 4       |
| <b>Dania Elementary School</b>   |                    |                   |                             |             |                              |         |
| Additional Computers to Close<br>Gap<br>Project Number: 010185002                    | 135,000            | 134,915           | 134,915                     | -           | -                            | -       |
| Wireless Network Upgrade and<br>CAT 6 Data Port Upgrade<br>Project Number: 010185003 | 74,000             | 38,870            | 38,870                      | -           | -                            | -       |
| Music Instruments<br>Project Number: 010185009                                       | 50,000             | 50,000            | 50,000                      | -           | -                            | -       |
| <b>Dave Thomas Education Center</b>  |                    |                   |                             |             |                              |         |
| Technology Infrastructure<br>Upgrade<br>Project Number: 365185001                    | 62,000             | 58,753            | 58,753                      | -           | -                            | -       |
| Wireless Network Upgrade and<br>CAT 6 Data Port Upgrade<br>Project Number: 365185003 | 45,000             | 9,539             | 9,539                       | -           | -                            | -       |
| Music Instruments<br>Project Number: 365185009                                       | 50,000             | 50,000            | 50,000                      | -           | -                            | -       |
| School Choice Enhancement<br>Project Number: P.002012                                | 100,000            | 100,000           | 99,399                      | 601         | -                            | -       |
| <b>Dave Thomas Education Center-West</b>   |                    |                   |                             |             |                              |         |
| Wireless Network Upgrade and<br>CAT 6 Data Port Upgrade<br>Project Number: 203185003 | 62,000             | 36,191            | 36,191                      | -           | -                            | -       |

\* Project expenditures include, but are not limited to, construction costs, design costs, permitting costs, advertising costs during the planning and procurement phase, equipment, work orders, and Program Management fees.

There may be some additional financial activity on these projects as the final payments are made and all of the purchase orders are closed-out. When the projects are closed-out remaining balances (savings) are reported to the School Board and returned to the Capital Reserve.

This is a budget and expenditure activity report, and is not a construction status report. The accompanying introduction and notes are an integral part of this budget activity report.



# SMART Program Budget Activity Report

## Completed and Meets Standard Projects Detail Schedule for Quarter Ended September 30, 2018



GOB Referendum Approved by Voters on 11/4/2014 - 46 Months Since Approval

| School/<br>Project   | Original<br>Budget | Current<br>Budget | Prior Years<br>Expenditures | Commitments | Current Year<br>Expenditures | Balance |
|--|--------------------|-------------------|-----------------------------|-------------|------------------------------|---------|
| <b>Dave Thomas Education Center-West</b>   |                    |                   |                             |             |                              |         |
| Music Instruments<br>Project Number: 203185009                                       | 50,000             | 50,000            | -                           | -           | -                            | 50,000  |
| School Choice Enhancement<br>Project Number: P.001800                                | 100,000            | 100,000           | 100,000                     | -           | -                            | -       |
| <b>Davie Elementary School</b>   |                    |                   |                             |             |                              |         |
| Additional Computers to Close<br>Gap<br>Project Number: 280185002                    | 202,000            | 201,909           | 201,909                     | -           | -                            | -       |
| Wireless Network Upgrade and<br>CAT 6 Data Port Upgrade<br>Project Number: 280185003 | 88,000             | 56,770            | 56,770                      | -           | -                            | -       |
| Music Instruments<br>Project Number: 280185009                                       | 50,000             | 50,000            | 49,987                      | -           | -                            | 13      |
| <b>Deerfield Beach Elementary School</b>   |                    |                   |                             |             |                              |         |
| Additional Computers to Close<br>Gap<br>Project Number: 001185002                    | 207,000            | 206,934           | 206,934                     | -           | -                            | -       |
| Wireless Network Upgrade and<br>CAT 6 Data Port Upgrade<br>Project Number: 001185003 | 85,000             | 56,136            | 56,136                      | -           | -                            | -       |
| Music Instruments<br>Project Number: 001185009                                       | 50,000             | 50,000            | 18,927                      | 6,278       | 24,795                       | -       |
| <b>Deerfield Beach High School</b>   |                    |                   |                             |             |                              |         |
| Technology Infrastructure<br>Upgrade<br>Project Number: 171185001                    | 13,000             | 11,373            | 11,373                      | -           | -                            | -       |
| Additional Computers to Close<br>Gap<br>Project Number: 171185002                    | 492,000            | 491,967           | 491,967                     | -           | -                            | -       |

\* Project expenditures include, but are not limited to, construction costs, design costs, permitting costs, advertising costs during the planning and procurement phase, equipment, work orders, and Program Management fees.

There may be some additional financial activity on these projects as the final payments are made and all of the purchase orders are closed-out. When the projects are closed-out remaining balances (savings) are reported to the School Board and returned to the Capital Reserve.

This is a budget and expenditure activity report, and is not a construction status report.  
The accompanying introduction and notes are an integral part of this budget activity report.





# SMART Program Budget Activity Report

## Completed and Meets Standard Projects Detail Schedule for Quarter Ended September 30, 2018



GOB Referendum Approved by Voters on 11/4/2014 - 46 Months Since Approval

| School/<br>Project   | Original<br>Budget | Current<br>Budget | Prior Years<br>Expenditures | Commitments | Current Year<br>Expenditures | Balance |
|--|--------------------|-------------------|-----------------------------|-------------|------------------------------|---------|
| <b>Deerfield Beach High School</b>   |                    |                   |                             |             |                              |         |
| Wireless Network Upgrade and<br>CAT 6 Data Port Upgrade<br>Project Number: 171185003 | 238,000            | 166,021           | 166,021                     | -           | -                            | -       |
| <b>Deerfield Beach Middle School</b>   |                    |                   |                             |             |                              |         |
| Additional Computers to Close<br>Gap<br>Project Number: 091185002                    | 155,000            | 154,908           | 154,908                     | -           | -                            | -       |
| Wireless Network Upgrade and<br>CAT 6 Data Port Upgrade<br>Project Number: 091185003 | 69,000             | 68,965            | 68,965                      | -           | -                            | -       |
| Music Instruments<br>Project Number: 091185009                                       | 30,000             | 30,000            | 10,985                      | 1,485       | -                            | 17,530  |
| Single Point of Entry<br>Project Number: P.001873                                    | 465,000            | 465,000           | 73,037                      | 2,132       | -                            | 389,831 |
| <b>Deerfield Park Elementary School</b>  |                    |                   |                             |             |                              |         |
| Additional Computers to Close<br>Gap<br>Project Number: 039185002                    | 166,000            | 165,785           | 165,785                     | -           | -                            | -       |
| Wireless Network Upgrade and<br>CAT 6 Data Port Upgrade<br>Project Number: 039185003 | 45,000             | 40,814            | 40,814                      | -           | -                            | -       |
| Music Instruments<br>Project Number: 039185009                                       | 50,000             | 50,000            | 46,634                      | -           | -                            | 3,366   |
| Single Point of Entry<br>Project Number: P.001878                                    | 195,000            | 195,000           | 184,652                     | 2,232       | 8,116                        | -       |
| <b>Dillard 6-12 School</b>   |                    |                   |                             |             |                              |         |
| Additional Computers to Close<br>Gap<br>Project Number: 037185002                    | 199,000            | 198,911           | 198,911                     | -           | -                            | -       |

\* Project expenditures include, but are not limited to, construction costs, design costs, permitting costs, advertising costs during the planning and procurement phase, equipment, work orders, and Program Management fees.

There may be some additional financial activity on these projects as the final payments are made and all of the purchase orders are closed-out. When the projects are closed-out remaining balances (savings) are reported to the School Board and returned to the Capital Reserve.

This is a budget and expenditure activity report, and is not a construction status report.  
The accompanying introduction and notes are an integral part of this budget activity report.



# SMART Program Budget Activity Report

## Completed and Meets Standard Projects Detail Schedule for Quarter Ended September 30, 2018



GOB Referendum Approved by Voters on 11/4/2014 - 46 Months Since Approval

| School/<br>Project   | Original<br>Budget | Current<br>Budget | Prior Years<br>Expenditures | Commitments | Current Year<br>Expenditures | Balance |
|--|--------------------|-------------------|-----------------------------|-------------|------------------------------|---------|
| <b>Dillard 6-12 School</b>   |                    |                   |                             |             |                              |         |
| Wireless Network Upgrade and<br>CAT 6 Data Port Upgrade<br>Project Number: 037185003 | 251,000            | 190,021           | 190,021                     | -           | -                            | -       |
| Music Instruments<br>Project Number: 037185009                                       | 300,000            | 300,000           | 299,999                     | -           | -                            | 1       |
| Weight Room Renovation<br>Project Number: P.001930                                   | 121,000            | 121,000           | 113,868                     | 240         | 6,855                        | 37      |
| <b>Dillard Elementary School</b>   |                    |                   |                             |             |                              |         |
| Additional Computers to Close<br>Gap<br>Project Number: 027185002                    | 29,000             | 28,768            | 28,768                      | -           | -                            | -       |
| Wireless Network Upgrade and<br>CAT 6 Data Port Upgrade<br>Project Number: 027185003 | 44,000             | 43,761            | 43,761                      | -           | -                            | 0       |
| Music Instruments<br>Project Number: 027185009                                       | 50,000             | 50,000            | 18,269                      | 10,703      | 18,220                       | 2,808   |
| <b>Discovery Elementary School</b>   |                    |                   |                             |             |                              |         |
| Technology Infrastructure<br>Upgrade<br>Project Number: 396285001                    | 4,000              | 3,865             | 3,865                       | -           | -                            | -       |
| Additional Computers to Close<br>Gap<br>Project Number: 396285002                    | 281,000            | 280,826           | 280,826                     | -           | -                            | -       |
| Wireless Network Upgrade and<br>CAT 6 Data Port Upgrade<br>Project Number: 396285003 | 28,000             | 27,468            | 27,468                      | -           | -                            | -       |
| School Choice Enhancement<br>Project Number: P.001769                                | 100,000            | 100,000           | 66,653                      | 7,015       | -                            | 26,332  |

\* Project expenditures include, but are not limited to, construction costs, design costs, permitting costs, advertising costs during the planning and procurement phase, equipment, work orders, and Program Management fees.

There may be some additional financial activity on these projects as the final payments are made and all of the purchase orders are closed-out. When the projects are closed-out remaining balances (savings) are reported to the School Board and returned to the Capital Reserve.

This is a budget and expenditure activity report, and is not a construction status report.  
The accompanying introduction and notes are an integral part of this budget activity report.



# SMART Program Budget Activity Report

## Completed and Meets Standard Projects Detail Schedule for Quarter Ended September 30, 2018



GOB Referendum Approved by Voters on 11/4/2014 - 46 Months Since Approval

| School/<br>Project  | Original<br>Budget | Current<br>Budget | Prior Years<br>Expenditures | Commitments | Current Year<br>Expenditures | Balance |
|---|--------------------|-------------------|-----------------------------|-------------|------------------------------|---------|
| <b>Discovery Middle Charter School</b>  |                    |                   |                             |             |                              |         |
| Charter School Technology<br>Project Number: 541285004                            | 40,461             | 40,410            | 40,410                      | -           | -                            | -       |
| <b>District Wide Non-Facility Funding</b>   |                    |                   |                             |             |                              |         |
| Charter School Technology<br>Project Number: 973185004                            | 1,654,012          | -                 | -                           | -           | -                            | -       |
| <b>Dolphin Bay Elementary School</b>  |                    |                   |                             |             |                              |         |
| Technology Infrastructure Upgrade<br>Project Number: 375185001                    | 2,000              | 1,833             | 1,833                       | -           | -                            | -       |
| Additional Computers to Close Gap<br>Project Number: 375185002                    | 71,000             | 70,917            | 70,917                      | -           | -                            | -       |
| Wireless Network Upgrade and CAT 6 Data Port Upgrade<br>Project Number: 375185003 | 84,000             | 83,327            | 83,327                      | -           | -                            | -       |
| <b>Drew, Charles Elementary School</b>  |                    |                   |                             |             |                              |         |
| Additional Computers to Close Gap<br>Project Number: 322185002                    | 121,000            | 120,822           | 120,822                     | -           | -                            | -       |
| Wireless Network Upgrade and CAT 6 Data Port Upgrade<br>Project Number: 322185003 | 22,000             | 21,426            | 21,426                      | -           | -                            | -       |
| Music Instruments<br>Project Number: 322185009                                    | 50,000             | 50,000            | 10,682                      | 39,318      | -                            | -       |
| <b>Drew, Charles Family Resource Center</b>                                       |                    |                   |                             |             |                              |         |
| Technology Infrastructure Upgrade<br>Project Number: 030185001                    | 31,000             | 17,017            | 17,017                      | -           | -                            | -       |

\* Project expenditures include, but are not limited to, construction costs, design costs, permitting costs, advertising costs during the planning and procurement phase, equipment, work orders, and Program Management fees.

There may be some additional financial activity on these projects as the final payments are made and all of the purchase orders are closed-out. When the projects are closed-out remaining balances (savings) are reported to the School Board and returned to the Capital Reserve.

This is a budget and expenditure activity report, and is not a construction status report. The accompanying introduction and notes are an integral part of this budget activity report.



# SMART Program Budget Activity Report

## Completed and Meets Standard Projects Detail Schedule for Quarter Ended September 30, 2018



GOB Referendum Approved by Voters on 11/4/2014 - 46 Months Since Approval

| School/<br>Project   | Original<br>Budget | Current<br>Budget | Prior Years<br>Expenditures | Commitments | Current Year<br>Expenditures | Balance |
|--|--------------------|-------------------|-----------------------------|-------------|------------------------------|---------|
| <b>Drew, Charles Family Resource Center</b>  |                    |                   |                             |             |                              |         |
| Wireless Network Upgrade and<br>CAT 6 Data Port Upgrade<br>Project Number: 030185003 | 37,000             | 11,954            | 11,954                      | -           | -                            | -       |
| Facil Projects - SMART<br>Project Number: 030185010                                  | 90,000             | 90,000            | -                           | -           | -                            | 90,000  |
| School Choice Enhancement<br>Project Number: P.002029                                | 100,000            | 100,000           | 98,743                      | 1,098       | -                            | 159     |
| <b>Driftwood Elementary School</b>   |                    |                   |                             |             |                              |         |
| Additional Computers to Close<br>Gap<br>Project Number: 072185002                    | 121,000            | 120,893           | 120,893                     | -           | -                            | -       |
| Wireless Network Upgrade and<br>CAT 6 Data Port Upgrade<br>Project Number: 072185003 | 74,000             | 52,543            | 52,543                      | -           | -                            | -       |
| Facil Projects - SMART<br>Project Number: 072185010                                  | 60,000             | -                 | -                           | -           | -                            | -       |
| <b>Driftwood Middle School</b>   |                    |                   |                             |             |                              |         |
| Technology Infrastructure<br>Upgrade<br>Project Number: 086185001                    | 8,000              | 6,061             | 6,061                       | -           | -                            | -       |
| Additional Computers to Close<br>Gap<br>Project Number: 086185002                    | 216,000            | 215,864           | 215,864                     | -           | -                            | -       |
| Wireless Network Upgrade and<br>CAT 6 Data Port Upgrade<br>Project Number: 086185003 | 161,000            | 142,694           | 142,694                     | -           | -                            | -       |
| Music Instruments<br>Project Number: 086185009                                       | 100,000            | 100,000           | 100,000                     | -           | -                            | -       |

\* Project expenditures include, but are not limited to, construction costs, design costs, permitting costs, advertising costs during the planning and procurement phase, equipment, work orders, and Program Management fees.

There may be some additional financial activity on these projects as the final payments are made and all of the purchase orders are closed-out. When the projects are closed-out remaining balances (savings) are reported to the School Board and returned to the Capital Reserve.

This is a budget and expenditure activity report, and is not a construction status report.  
The accompanying introduction and notes are an integral part of this budget activity report.



# SMART Program Budget Activity Report

## Completed and Meets Standard Projects Detail Schedule for Quarter Ended September 30, 2018



GOB Referendum Approved by Voters on 11/4/2014 - 46 Months Since Approval

| School/<br>Project  | Original<br>Budget | Current<br>Budget | Prior Years<br>Expenditures | Commitments | Current Year<br>Expenditures | Balance |
|---|--------------------|-------------------|-----------------------------|-------------|------------------------------|---------|
| <b>Eagle Point Elementary School</b>  |                    |                   |                             |             |                              |         |
| Technology Infrastructure Upgrade<br>Project Number: 346185001                    | 168,000            | 162,880           | 162,880                     | -           | -                            | -       |
| Additional Computers to Close Gap<br>Project Number: 346185002                    | 218,000            | 217,937           | 217,937                     | -           | -                            | -       |
| Wireless Network Upgrade and CAT 6 Data Port Upgrade<br>Project Number: 346185003 | 132,000            | 84,388            | 84,388                      | -           | -                            | -       |
| Music Instruments<br>Project Number: 346185009                                    | 50,000             | 50,000            | 43,674                      | 6,278       | -                            | 48      |
| School Choice Enhancement<br>Project Number: P.001708                             | 100,000            | 100,000           | 97,686                      | 2,203       | -                            | 111     |
| <b>Eagle Ridge Elementary School</b>  |                    |                   |                             |             |                              |         |
| Technology Infrastructure Upgrade<br>Project Number: 344185001                    | 37,000             | 29,921            | 29,921                      | -           | -                            | -       |
| Additional Computers to Close Gap<br>Project Number: 344185002                    | 150,000            | 149,915           | 149,915                     | -           | -                            | -       |
| Wireless Network Upgrade and CAT 6 Data Port Upgrade<br>Project Number: 344185003 | 75,000             | 59,357            | 59,357                      | -           | -                            | -       |
| Music Instruments<br>Project Number: 344185009                                    | 50,000             | 50,000            | 39,292                      | 10,706      | -                            | 2       |
| School Choice Enhancement<br>Project Number: P.001797                             | 100,000            | 100,000           | 100,000                     | -           | -                            | -       |
| <b>Eagles' Nest Elementary Charter School</b>                                     |                    |                   |                             |             |                              |         |
| Charter School Technology<br>Project Number: 535585004                            | 60,841             | 60,817            | 60,817                      | -           | -                            | -       |

\* Project expenditures include, but are not limited to, construction costs, design costs, permitting costs, advertising costs during the planning and procurement phase, equipment, work orders, and Program Management fees.

There may be some additional financial activity on these projects as the final payments are made and all of the purchase orders are closed-out. When the projects are closed-out remaining balances (savings) are reported to the School Board and returned to the Capital Reserve.

This is a budget and expenditure activity report, and is not a construction status report. The accompanying introduction and notes are an integral part of this budget activity report.



# SMART Program Budget Activity Report

## Completed and Meets Standard Projects Detail Schedule for Quarter Ended September 30, 2018



GOB Referendum Approved by Voters on 11/4/2014 - 46 Months Since Approval

| School/<br>Project  | Original<br>Budget | Current<br>Budget | Prior Years<br>Expenditures | Commitments | Current Year<br>Expenditures | Balance |
|---|--------------------|-------------------|-----------------------------|-------------|------------------------------|---------|
| <b>Eagles' Nest Middle Charter School</b>   |                    |                   |                             |             |                              |         |
| Charter School Technology<br>Project Number: 535685004                            | 33,268             | 33,247            | 33,247                      | -           | -                            | -       |
| <b>Ely, Blanche High School</b>   |                    |                   |                             |             |                              |         |
| Technology Infrastructure Upgrade<br>Project Number: 036185001                    | 11,000             | -                 | -                           | -           | -                            | -       |
| Additional Computers to Close Gap<br>Project Number: 036185002                    | 435,000            | 434,767           | 434,767                     | -           | -                            | -       |
| Wireless Network Upgrade and CAT 6 Data Port Upgrade<br>Project Number: 036185003 | 141,000            | 113,343           | 113,343                     | -           | -                            | -       |
| Music Instruments<br>Project Number: 036185009                                    | 300,000            | 300,000           | 299,970                     | -           | -                            | 30      |
| Weight Room Renovation<br>Project Number: P.001931                                | 121,000            | 121,000           | 117,354                     | -           | -                            | 3,646   |
| <b>Embassy Creek Elementary School</b>  |                    |                   |                             |             |                              |         |
| Technology Infrastructure Upgrade<br>Project Number: 319185001                    | 106,000            | 84,488            | 84,488                      | -           | -                            | -       |
| Additional Computers to Close Gap<br>Project Number: 319185002                    | 292,000            | 291,808           | 291,808                     | -           | -                            | -       |
| Wireless Network Upgrade and CAT 6 Data Port Upgrade<br>Project Number: 319185003 | 81,000             | 64,561            | 64,561                      | -           | -                            | -       |
| Music Instruments<br>Project Number: 319185009                                    | 50,000             | 50,000            | 47,505                      | 344         | -                            | 2,151   |
| School Choice Enhancement<br>Project Number: P.001994                             | 100,000            | 100,000           | 98,558                      | -           | 1,433                        | 9       |

\* Project expenditures include, but are not limited to, construction costs, design costs, permitting costs, advertising costs during the planning and procurement phase, equipment, work orders, and Program Management fees.

There may be some additional financial activity on these projects as the final payments are made and all of the purchase orders are closed-out. When the projects are closed-out remaining balances (savings) are reported to the School Board and returned to the Capital Reserve.

This is a budget and expenditure activity report, and is not a construction status report. The accompanying introduction and notes are an integral part of this budget activity report.



# SMART Program Budget Activity Report

## Completed and Meets Standard Projects Detail Schedule for Quarter Ended September 30, 2018



GOB Referendum Approved by Voters on 11/4/2014 - 46 Months Since Approval

| School/<br>Project   | Original<br>Budget | Current<br>Budget | Prior Years<br>Expenditures | Commitments | Current Year<br>Expenditures | Balance |
|--|--------------------|-------------------|-----------------------------|-------------|------------------------------|---------|
| <b>Endeavour Primary Learning Center</b>   |                    |                   |                             |             |                              |         |
| Additional Computers to Close<br>Gap<br>Project Number: 330185002                    | 81,000             | 80,997            | 80,997                      | -           | -                            | -       |
| Wireless Network Upgrade and<br>CAT 6 Data Port Upgrade<br>Project Number: 330185003 | 21,000             | 20,240            | 20,240                      | -           | -                            | -       |
| Music Instruments<br>Project Number: 330185009                                       | 50,000             | 50,000            | 36,841                      | 13,158      | -                            | 1       |
| Single Point of Entry<br>Project Number: P.001855                                    | 195,000            | 195,000           | 17,524                      | 2,770       | 30,426                       | 144,280 |
| <b>Everglades Elementary School</b>  |                    |                   |                             |             |                              |         |
| Technology Infrastructure<br>Upgrade<br>Project Number: 294285001                    | 149,000            | 107,952           | 107,952                     | -           | -                            | -       |
| Additional Computers to Close<br>Gap<br>Project Number: 294285002                    | 245,000            | 244,923           | 244,923                     | -           | -                            | -       |
| Wireless Network Upgrade and<br>CAT 6 Data Port Upgrade<br>Project Number: 294285003 | 53,000             | 51,918            | 51,918                      | -           | -                            | -       |
| Music Instruments<br>Project Number: 294285009                                       | 50,000             | 50,000            | 43,502                      | 6,494       | -                            | 4       |
| <b>Everglades High School</b>  |                    |                   |                             |             |                              |         |
| Technology Infrastructure<br>Upgrade<br>Project Number: 373185001                    | 424,000            | 306,433           | 306,433                     | -           | -                            | -       |
| Additional Computers to Close<br>Gap<br>Project Number: 373185002                    | 567,000            | 566,863           | 566,863                     | -           | -                            | -       |

\* Project expenditures include, but are not limited to, construction costs, design costs, permitting costs, advertising costs during the planning and procurement phase, equipment, work orders, and Program Management fees.

There may be some additional financial activity on these projects as the final payments are made and all of the purchase orders are closed-out. When the projects are closed-out remaining balances (savings) are reported to the School Board and returned to the Capital Reserve.

This is a budget and expenditure activity report, and is not a construction status report.  
The accompanying introduction and notes are an integral part of this budget activity report.



# SMART Program Budget Activity Report

## Completed and Meets Standard Projects Detail Schedule for Quarter Ended September 30, 2018



GOB Referendum Approved by Voters on 11/4/2014 - 46 Months Since Approval

| School/<br>Project   | Original<br>Budget | Current<br>Budget | Prior Years<br>Expenditures | Commitments | Current Year<br>Expenditures | Balance |
|--|--------------------|-------------------|-----------------------------|-------------|------------------------------|---------|
| <b>Everglades High School</b>  |                    |                   |                             |             |                              |         |
| Wireless Network Upgrade and<br>CAT 6 Data Port Upgrade<br>Project Number: 373185003 | 152,000            | 132,292           | 132,292                     | -           | -                            | -       |
| Music Instruments<br>Project Number: 373185009                                       | 300,000            | 300,000           | 299,850                     | 149         | -                            | 1       |
| Facil Projects - SMART<br>Project Number: 373185010                                  | 540,000            | -                 | -                           | -           | -                            | -       |
| Weight Room Renovation<br>Project Number: p.002056                                   | 121,000            | 121,000           | 120,999                     | -           | -                            | 1       |
| School Choice Enhancement<br>Project Number: p.002139                                | 100,000            | 100,000           | 99,983                      | -           | -                            | 17      |
| <b>Excelsior Charter of Broward</b>  |                    |                   |                             |             |                              |         |
| Charter School Technology<br>Project Number: 539385004                               | 51,850             | 51,830            | 51,830                      | -           | -                            | -       |
| <b>Fairway Elementary School</b>   |                    |                   |                             |             |                              |         |
| Additional Computers to Close<br>Gap<br>Project Number: 164185002                    | 138,000            | 137,991           | 137,991                     | -           | -                            | -       |
| Wireless Network Upgrade and<br>CAT 6 Data Port Upgrade<br>Project Number: 164185003 | 93,000             | 68,009            | 68,009                      | -           | -                            | -       |
| <b>Falcon Cove Middle School</b>   |                    |                   |                             |             |                              |         |
| Technology Infrastructure<br>Upgrade<br>Project Number: 362285001                    | 111,000            | 54,926            | 54,926                      | -           | -                            | -       |
| Additional Computers to Close<br>Gap<br>Project Number: 362285002                    | 439,000            | 438,970           | 438,970                     | -           | -                            | -       |

\* Project expenditures include, but are not limited to, construction costs, design costs, permitting costs, advertising costs during the planning and procurement phase, equipment, work orders, and Program Management fees.

There may be some additional financial activity on these projects as the final payments are made and all of the purchase orders are closed-out. When the projects are closed-out remaining balances (savings) are reported to the School Board and returned to the Capital Reserve.

This is a budget and expenditure activity report, and is not a construction status report.  
The accompanying introduction and notes are an integral part of this budget activity report.





# SMART Program Budget Activity Report

## Completed and Meets Standard Projects Detail Schedule for Quarter Ended September 30, 2018



GOB Referendum Approved by Voters on 11/4/2014 - 46 Months Since Approval

| School/<br>Project   | Original<br>Budget | Current<br>Budget | Prior Years<br>Expenditures | Commitments | Current Year<br>Expenditures | Balance |
|--|--------------------|-------------------|-----------------------------|-------------|------------------------------|---------|
| <b>Falcon Cove Middle School</b>   |                    |                   |                             |             |                              |         |
| Wireless Network Upgrade and<br>CAT 6 Data Port Upgrade<br>Project Number: 362285003 | 28,000             | 24,853            | 24,853                      | -           | -                            | -       |
| School Choice Enhancement<br>Project Number: P.002013                                | 100,000            | 100,000           | 98,783                      | -           | 1,215                        | 2       |
| <b>Flamingo Elementary School</b>  |                    |                   |                             |             |                              |         |
| Technology Infrastructure<br>Upgrade<br>Project Number: 254185001                    | 21,000             | 16,410            | 16,410                      | -           | -                            | -       |
| Additional Computers to Close<br>Gap<br>Project Number: 254185002                    | 158,000            | 158,000           | 158,000                     | -           | -                            | -       |
| Wireless Network Upgrade and<br>CAT 6 Data Port Upgrade<br>Project Number: 254185003 | 88,000             | 49,598            | 49,598                      | -           | -                            | -       |
| Music Instruments<br>Project Number: 254185009                                       | 50,000             | 50,000            | 39,259                      | 6,278       | 4,463                        | -       |
| School Choice Enhancement<br>Project Number: p.002123                                | 100,000            | 100,000           | 100,000                     | -           | -                            | -       |
| <b>Flanagan, Charles W. High School</b>  |                    |                   |                             |             |                              |         |
| Technology Infrastructure<br>Upgrade<br>Project Number: 339185001                    | 417,000            | 416,988           | 416,988                     | -           | -                            | -       |
| Additional Computers to Close<br>Gap<br>Project Number: 339185002                    | 327,000            | 326,941           | 326,941                     | -           | -                            | -       |
| Wireless Network Upgrade and<br>CAT 6 Data Port Upgrade<br>Project Number: 339185003 | 138,000            | 120,770           | 120,770                     | -           | -                            | -       |

\* Project expenditures include, but are not limited to, construction costs, design costs, permitting costs, advertising costs during the planning and procurement phase, equipment, work orders, and Program Management fees.

There may be some additional financial activity on these projects as the final payments are made and all of the purchase orders are closed-out. When the projects are closed-out remaining balances (savings) are reported to the School Board and returned to the Capital Reserve.

This is a budget and expenditure activity report, and is not a construction status report.  
The accompanying introduction and notes are an integral part of this budget activity report.



# SMART Program Budget Activity Report

## Completed and Meets Standard Projects Detail Schedule for Quarter Ended September 30, 2018



GOB Referendum Approved by Voters on 11/4/2014 - 46 Months Since Approval

| School/<br>Project   | Original<br>Budget | Current<br>Budget | Prior Years<br>Expenditures | Commitments | Current Year<br>Expenditures | Balance |
|--|--------------------|-------------------|-----------------------------|-------------|------------------------------|---------|
| <b>Flanagan, Charles W. High School</b>  |                    |                   |                             |             |                              |         |
| Music Instruments<br>Project Number: 339185009                                       | 300,000            | 300,000           | 299,334                     | -           | -                            | 666     |
| Weight Room Renovation<br>Project Number: p.002057                                   | 121,000            | 121,000           | 113,467                     | -           | -                            | 7,533   |
| Track Resurfacing<br>Project Number: p.002075  | 300,000            | 300,000           | 181,766                     | 2,346       | -                            | 115,888 |
| <b>Floranada Elementary School</b>   |                    |                   |                             |             |                              |         |
| Technology Infrastructure<br>Upgrade<br>Project Number: 085185001                    | 30,000             | 16,917            | 16,917                      | -           | -                            | -       |
| Additional Computers to Close<br>Gap<br>Project Number: 085185002                    | 228,000            | 227,923           | 227,923                     | -           | -                            | -       |
| Wireless Network Upgrade and<br>CAT 6 Data Port Upgrade<br>Project Number: 085185003 | 47,000             | 46,433            | 46,433                      | -           | -                            | -       |
| Music Instruments<br>Project Number: 085185009                                       | 50,000             | 50,000            | 45,588                      | -           | -                            | 4,412   |
| <b>Forest Glen Middle School</b>   |                    |                   |                             |             |                              |         |
| Technology Infrastructure<br>Upgrade<br>Project Number: 305185001                    | 209,000            | 123,890           | 123,890                     | -           | -                            | -       |
| Additional Computers to Close<br>Gap<br>Project Number: 305185002                    | 253,000            | 252,993           | 252,993                     | -           | -                            | -       |
| Wireless Network Upgrade and<br>CAT 6 Data Port Upgrade<br>Project Number: 305185003 | 81,000             | 76,928            | 76,928                      | -           | -                            | -       |

\* Project expenditures include, but are not limited to, construction costs, design costs, permitting costs, advertising costs during the planning and procurement phase, equipment, work orders, and Program Management fees.

There may be some additional financial activity on these projects as the final payments are made and all of the purchase orders are closed-out. When the projects are closed-out remaining balances (savings) are reported to the School Board and returned to the Capital Reserve.

This is a budget and expenditure activity report, and is not a construction status report.  
The accompanying introduction and notes are an integral part of this budget activity report.



# SMART Program Budget Activity Report

## Completed and Meets Standard Projects Detail Schedule for Quarter Ended September 30, 2018



GOB Referendum Approved by Voters on 11/4/2014 - 46 Months Since Approval

| School/<br>Project  | Original<br>Budget | Current<br>Budget | Prior Years<br>Expenditures | Commitments | Current Year<br>Expenditures | Balance   |
|---|--------------------|-------------------|-----------------------------|-------------|------------------------------|-----------|
| <b>Forest Hills Elementary School</b>   |                    |                   |                             |             |                              |           |
| Additional Computers to Close<br>Gap<br>Project Number: 263185002                           | 50,000             | 49,917            | 49,917                      | -           | -                            | -         |
| Wireless Network Upgrade and<br>CAT 6 Data Port Upgrade<br>Project Number: 263185003        | 85,000             | 76,300            | 76,300                      | -           | -                            | -         |
| Music Instruments<br>Project Number: 263185009  | 50,000             | 50,000            | 18,818                      | 31,181      | -                            | 1         |
| Replace existing air handling units<br>with new equipment, etc.<br>Project Number: P.000827 | 2,100,000          | 2,100,000         | 1,019,529                   | 3,784       | -                            | 1,076,687 |
| School Choice Enhancement<br>Project Number: P.001787                                       | 100,000            | 100,000           | 71,380                      | 27,900      | -                            | 720       |
| <b>Fort Lauderdale High School</b>  |                    |                   |                             |             |                              |           |
| Technology Infrastructure<br>Upgrade<br>Project Number: 095185001                           | 9,000              | 2,704             | 2,704                       | -           | -                            | -         |
| Wireless Network Upgrade and<br>CAT 6 Data Port Upgrade<br>Project Number: 095185003        | 137,000            | 102,300           | 102,300                     | -           | -                            | -         |
| Weight Room Renovation<br>Project Number: P.002022  | 121,000            | 121,000           | -                           | -           | 121,000                      | -         |
| School Choice Enhancement<br>Project Number: p.002102                                       | 100,000            | 100,000           | 28,698                      | 57,702      | 13,600                       | -         |
| <b>Fox Trail Elementary School</b>  |                    |                   |                             |             |                              |           |
| Technology Infrastructure<br>Upgrade<br>Project Number: 353185001                           | 17,000             | 10,233            | 10,233                      | -           | -                            | -         |

\* Project expenditures include, but are not limited to, construction costs, design costs, permitting costs, advertising costs during the planning and procurement phase, equipment, work orders, and Program Management fees.

There may be some additional financial activity on these projects as the final payments are made and all of the purchase orders are closed-out. When the projects are closed-out remaining balances (savings) are reported to the School Board and returned to the Capital Reserve.

This is a budget and expenditure activity report, and is not a construction status report.  
The accompanying introduction and notes are an integral part of this budget activity report.



# SMART Program Budget Activity Report

## Completed and Meets Standard Projects Detail Schedule for Quarter Ended September 30, 2018



GOB Referendum Approved by Voters on 11/4/2014 - 46 Months Since Approval

| School/<br>Project   | Original<br>Budget | Current<br>Budget | Prior Years<br>Expenditures | Commitments | Current Year<br>Expenditures | Balance |
|--|--------------------|-------------------|-----------------------------|-------------|------------------------------|---------|
| <b>Fox Trail Elementary School</b>   |                    |                   |                             |             |                              |         |
| Additional Computers to Close<br>Gap<br>Project Number: 353185002                    | 284,000            | 283,991           | 283,991                     | -           | -                            | -       |
| Wireless Network Upgrade and<br>CAT 6 Data Port Upgrade<br>Project Number: 353185003 | 121,000            | 78,320            | 78,320                      | -           | -                            | -       |
| Music Instruments<br>Project Number: 353185009                                       | 50,000             | 50,000            | 47,260                      | -           | 2,735                        | 5       |
| <b>Franklin Academy A</b>  |                    |                   |                             |             |                              |         |
| Charter School Technology<br>Project Number: 501285004                               | 351,260            | 351,258           | 351,258                     | -           | -                            | -       |
| <b>Franklin Academy B</b>  |                    |                   |                             |             |                              |         |
| Charter School Technology<br>Project Number: 501085004                               | 39,262             | 39,261            | 39,261                      | -           | -                            | -       |
| <b>Gator Run Elementary School</b>   |                    |                   |                             |             |                              |         |
| Technology Infrastructure<br>Upgrade<br>Project Number: 364285001                    | 176,000            | 113,689           | 113,689                     | -           | -                            | -       |
| Additional Computers to Close<br>Gap<br>Project Number: 364285002                    | 284,000            | 283,859           | 283,859                     | -           | -                            | -       |
| Wireless Network Upgrade and<br>CAT 6 Data Port Upgrade<br>Project Number: 364285003 | 127,000            | 68,163            | 68,163                      | -           | -                            | -       |
| Music Instruments<br>Project Number: 364285009                                       | 50,000             | 50,000            | 46,519                      | -           | 11                           | 3,470   |
| <b>Glades Middle School</b>  |                    |                   |                             |             |                              |         |
| Additional Computers to Close<br>Gap<br>Project Number: 202185002                    | 281,000            | 280,980           | 280,980                     | -           | -                            | -       |

\* Project expenditures include, but are not limited to, construction costs, design costs, permitting costs, advertising costs during the planning and procurement phase, equipment, work orders, and Program Management fees.

There may be some additional financial activity on these projects as the final payments are made and all of the purchase orders are closed-out. When the projects are closed-out remaining balances (savings) are reported to the School Board and returned to the Capital Reserve.

This is a budget and expenditure activity report, and is not a construction status report.  
The accompanying introduction and notes are an integral part of this budget activity report.



# SMART Program Budget Activity Report

## Completed and Meets Standard Projects Detail Schedule for Quarter Ended September 30, 2018



GOB Referendum Approved by Voters on 11/4/2014 - 46 Months Since Approval

| School/<br>Project   | Original<br>Budget | Current<br>Budget | Prior Years<br>Expenditures | Commitments | Current Year<br>Expenditures | Balance |
|--|--------------------|-------------------|-----------------------------|-------------|------------------------------|---------|
| <b>Glades Middle School</b>  |                    |                   |                             |             |                              |         |
| Wireless Network Upgrade and<br>CAT 6 Data Port Upgrade<br>Project Number: 202185003               | 25,000             | 23,295            | 23,294                      | -           | -                            | 1       |
| Music Instruments<br>Project Number: 202185009   | 100,000            | 100,000           | 99,059                      | 936         | -                            | 5       |
| School Choice Enhancement<br>Project Number: P.001927  | 100,000            | 100,000           | 99,673                      | 215         | -                            | 112     |
| <b>Griffin Elementary School</b>   |                    |                   |                             |             |                              |         |
| Technology Infrastructure<br>Upgrade<br>Project Number: 285185001                                  | 26,000             | 24,681            | 24,681                      | -           | -                            | -       |
| Additional Computers to Close<br>Gap<br>Project Number: 285185002                                  | 151,000            | 150,993           | 150,993                     | -           | -                            | -       |
| Wireless Network Upgrade and<br>CAT 6 Data Port Upgrade<br>Project Number: 285185003               | 80,000             | 46,648            | 46,648                      | -           | -                            | -       |
| Music Instruments<br>Project Number: 285185009   | 50,000             | 50,000            | 49,982                      | 17          | -                            | 1       |
| <b>Gulfstream Academy of Hallandale Beach<br/>K-8(Hallandale Adult &amp; Community<br/>Center)</b> |                    |                   |                             |             |                              |         |
| Technology Infrastructure<br>Upgrade<br>Project Number: 059285001                                  | 143,000            | 128,656           | 128,656                     | -           | -                            | -       |
| Wireless Network Upgrade and<br>CAT 6 Data Port Upgrade<br>Project Number: 059285003               | 136,000            | 73,519            | 73,519                      | -           | -                            | -       |
| Music Instruments<br>Project Number: 059285009   | 50,000             | 50,000            | -                           | -           | -                            | 50,000  |

\* Project expenditures include, but are not limited to, construction costs, design costs, permitting costs, advertising costs during the planning and procurement phase, equipment, work orders, and Program Management fees.

There may be some additional financial activity on these projects as the final payments are made and all of the purchase orders are closed-out. When the projects are closed-out remaining balances (savings) are reported to the School Board and returned to the Capital Reserve.

This is a budget and expenditure activity report, and is not a construction status report.  
The accompanying introduction and notes are an integral part of this budget activity report.



# SMART Program Budget Activity Report

## Completed and Meets Standard Projects Detail Schedule for Quarter Ended September 30, 2018



GOB Referendum Approved by Voters on 11/4/2014 - 46 Months Since Approval

| School/<br>Project   | Original<br>Budget | Current<br>Budget | Prior Years<br>Expenditures | Commitments | Current Year<br>Expenditures | Balance |
|--|--------------------|-------------------|-----------------------------|-------------|------------------------------|---------|
| <b>Gulfstream Academy of Hallandale Beach<br/>K-8(Hallandale Adult &amp; Community<br/>Center)</b> |                    |                   |                             |             |                              |         |
| Re-Roof Buildings #13 & 14<br>Project Number: P.001616   | 383,000            | 383,000           | 351,539                     | -           | -                            | 31,461  |
| School Choice Enhancement<br>Project Number: P.001887  | 100,000            | 100,000           | 100,000                     | -           | -                            | -       |
| <b>Gulfstream Academy of Hallandale Beach<br/>K-8(Hallandale Elementary School)</b>                |                    |                   |                             |             |                              |         |
| Technology Infrastructure<br>Upgrade<br>Project Number: 013185001                                  | 139,000            | 77,263            | 77,263                      | -           | -                            | -       |
| Additional Computers to Close<br>Gap<br>Project Number: 013185002                                  | 204,000            | 203,960           | 203,960                     | -           | -                            | -       |
| Wireless Network Upgrade and<br>CAT 6 Data Port Upgrade<br>Project Number: 013185003               | 82,000             | 52,859            | 57,002                      | -           | -                            | -4,143  |
| Music Instruments<br>Project Number: 013185009   | 50,000             | 100,000           | 79,050                      | 106         | -                            | 20,844  |
| <b>Gulfstream Early Learning Center of<br/>Excellence</b>  |                    |                   |                             |             |                              |         |
| Additional Computers to Close<br>Gap<br>Project Number: 393185002                                  | 46,000             | 45,772            | 45,772                      | -           | -                            | -       |
| Wireless Network Upgrade and<br>CAT 6 Data Port Upgrade<br>Project Number: 393185003               | 89,000             | 32,087            | -                           | -           | -                            | 32,087  |

\* Project expenditures include, but are not limited to, construction costs, design costs, permitting costs, advertising costs during the planning and procurement phase, equipment, work orders, and Program Management fees.

There may be some additional financial activity on these projects as the final payments are made and all of the purchase orders are closed-out. When the projects are closed-out remaining balances (savings) are reported to the School Board and returned to the Capital Reserve.

This is a budget and expenditure activity report, and is not a construction status report.  
The accompanying introduction and notes are an integral part of this budget activity report.



# SMART Program Budget Activity Report

## Completed and Meets Standard Projects Detail Schedule for Quarter Ended September 30, 2018



GOB Referendum Approved by Voters on 11/4/2014 - 46 Months Since Approval

| School/<br>Project  | Original<br>Budget | Current<br>Budget | Prior Years<br>Expenditures | Commitments | Current Year<br>Expenditures | Balance |
|---|--------------------|-------------------|-----------------------------|-------------|------------------------------|---------|
| <b>Hallandale High School</b>   |                    |                   |                             |             |                              |         |
| Technology Infrastructure Upgrade<br>Project Number: 040385001                    | 9,000              | 1,568             | 1,568                       | -           | -                            | -       |
| Additional Computers to Close Gap<br>Project Number: 040385002                    | 245,000            | 244,957           | 244,957                     | -           | -                            | -       |
| Wireless Network Upgrade and CAT 6 Data Port Upgrade<br>Project Number: 040385003 | 152,000            | 131,164           | 131,164                     | -           | -                            | -       |
| Track Resurfacing<br>Project Number: p.002076                                     | 300,000            | 300,000           | 186,744                     | 7,710       | -                            | 105,546 |
| <b>Harbordale Elementary School</b>   |                    |                   |                             |             |                              |         |
| Technology Infrastructure Upgrade<br>Project Number: 049185001                    | 36,000             | 23,058            | 23,058                      | -           | -                            | -       |
| Additional Computers to Close Gap<br>Project Number: 049185002                    | 104,000            | 103,993           | 103,993                     | -           | -                            | -       |
| Wireless Network Upgrade and CAT 6 Data Port Upgrade<br>Project Number: 049185003 | 45,000             | 25,301            | 25,301                      | -           | -                            | -       |
| <b>Hawkes Bluff Elementary School</b>   |                    |                   |                             |             |                              |         |
| Technology Infrastructure Upgrade<br>Project Number: 313185001                    | 127,000            | 83,572            | 83,572                      | -           | -                            | -       |
| Additional Computers to Close Gap<br>Project Number: 313185002                    | 152,000            | 151,696           | 151,696                     | -           | -                            | -       |

\* Project expenditures include, but are not limited to, construction costs, design costs, permitting costs, advertising costs during the planning and procurement phase, equipment, work orders, and Program Management fees.

There may be some additional financial activity on these projects as the final payments are made and all of the purchase orders are closed-out. When the projects are closed-out remaining balances (savings) are reported to the School Board and returned to the Capital Reserve.

This is a budget and expenditure activity report, and is not a construction status report.  
The accompanying introduction and notes are an integral part of this budget activity report.



# SMART Program Budget Activity Report

## Completed and Meets Standard Projects Detail Schedule for Quarter Ended September 30, 2018



GOB Referendum Approved by Voters on 11/4/2014 - 46 Months Since Approval

| School/<br>Project   | Original<br>Budget | Current<br>Budget | Prior Years<br>Expenditures | Commitments | Current Year<br>Expenditures | Balance |
|--|--------------------|-------------------|-----------------------------|-------------|------------------------------|---------|
| <b>Hawkes Bluff Elementary School</b>  |                    |                   |                             |             |                              |         |
| Wireless Network Upgrade and<br>CAT 6 Data Port Upgrade<br>Project Number: 313185003 | 114,000            | 60,754            | 60,754                      | -           | -                            | -       |
| Music Instruments<br>Project Number: 313185009                                       | 50,000             | 50,000            | 18,887                      | 31,073      | -                            | 40      |
| <b>Henry D. Perry Education Center</b>   |                    |                   |                             |             |                              |         |
| Technology Infrastructure<br>Upgrade<br>Project Number: 101185001                    | 9,000              | -                 | -                           | -           | -                            | -       |
| Additional Computers to Close<br>Gap<br>Project Number: 101185002                    | 64,000             | 63,974            | 63,974                      | -           | -                            | -       |
| Wireless Network Upgrade and<br>CAT 6 Data Port Upgrade<br>Project Number: 101185003 | 139,000            | 78,994            | 78,994                      | -           | -                            | -       |
| <b>Henry McNeal Turner Learning Academy</b>  |                    |                   |                             |             |                              |         |
| Charter School Technology<br>Project Number: 541885004                               | 24,576             | 24,668            | 24,668                      | -           | -                            | -       |
| <b>Heron Heights Elementary School</b>   |                    |                   |                             |             |                              |         |
| Additional Computers to Close<br>Gap<br>Project Number: 396185002                    | 298,000            | 297,799           | 297,799                     | -           | -                            | -       |
| Wireless Network Upgrade and<br>CAT 6 Data Port Upgrade<br>Project Number: 396185003 | 20,000             | 19,997            | 19,997                      | -           | -                            | -       |
| Music Instruments<br>Project Number: 396185009                                       | 50,000             | 50,000            | 285                         | 7,531       | 31,546                       | 10,638  |

\* Project expenditures include, but are not limited to, construction costs, design costs, permitting costs, advertising costs during the planning and procurement phase, equipment, work orders, and Program Management fees.

There may be some additional financial activity on these projects as the final payments are made and all of the purchase orders are closed-out. When the projects are closed-out remaining balances (savings) are reported to the School Board and returned to the Capital Reserve.

This is a budget and expenditure activity report, and is not a construction status report.  
The accompanying introduction and notes are an integral part of this budget activity report.





# SMART Program Budget Activity Report

## Completed and Meets Standard Projects Detail Schedule for Quarter Ended September 30, 2018



GOB Referendum Approved by Voters on 11/4/2014 - 46 Months Since Approval

| School/<br>Project   | Original<br>Budget | Current<br>Budget | Prior Years<br>Expenditures | Commitments | Current Year<br>Expenditures | Balance |
|--|--------------------|-------------------|-----------------------------|-------------|------------------------------|---------|
| <b>Hollywood Academy of Arts and Science<br/>Elementary</b>                          |                    |                   |                             |             |                              |         |
| Charter School Technology<br>Project Number: 532585004                               | 311,399            | 311,392           | 311,392                     | -           | -                            | -       |
| <b>Hollywood Academy of Arts and Science<br/>Middle</b>                              |                    |                   |                             |             |                              |         |
| Charter School Technology<br>Project Number: 536285004                               | 139,365            | 139,358           | 139,358                     | -           | -                            | -       |
| <b>Hollywood Central Elementary School</b>   |                    |                   |                             |             |                              |         |
| Technology Infrastructure<br>Upgrade<br>Project Number: 012185001                    | 26,000             | 12,199            | 12,199                      | -           | -                            | -       |
| Additional Computers to Close<br>Gap<br>Project Number: 012185002                    | 119,000            | 118,908           | 118,908                     | -           | -                            | -       |
| Wireless Network Upgrade and<br>CAT 6 Data Port Upgrade<br>Project Number: 012185003 | 76,000             | 51,725            | 51,725                      | -           | -                            | -       |
| Music Instruments<br>Project Number: 012185009                                       | 50,000             | 50,000            | 43,721                      | 6,278       | -                            | 1       |
| <b>Hollywood Hills Elementary School</b>   |                    |                   |                             |             |                              |         |
| Additional Computers to Close<br>Gap<br>Project Number: 011185002                    | 189,000            | 188,866           | 188,866                     | -           | -                            | -       |
| Wireless Network Upgrade and<br>CAT 6 Data Port Upgrade<br>Project Number: 011185003 | 126,000            | 1,325             | 1,325                       | -           | -                            | -       |
| Music Instruments<br>Project Number: 011185009                                       | 50,000             | 50,000            | 24,494                      | 675         | 24,795                       | 36      |

\* Project expenditures include, but are not limited to, construction costs, design costs, permitting costs, advertising costs during the planning and procurement phase, equipment, work orders, and Program Management fees.

There may be some additional financial activity on these projects as the final payments are made and all of the purchase orders are closed-out. When the projects are closed-out remaining balances (savings) are reported to the School Board and returned to the Capital Reserve.

This is a budget and expenditure activity report, and is not a construction status report.  
The accompanying introduction and notes are an integral part of this budget activity report.



# SMART Program Budget Activity Report

## Completed and Meets Standard Projects Detail Schedule for Quarter Ended September 30, 2018



GOB Referendum Approved by Voters on 11/4/2014 - 46 Months Since Approval

| School/<br>Project  | Original<br>Budget | Current<br>Budget | Prior Years<br>Expenditures | Commitments | Current Year<br>Expenditures | Balance |
|---|--------------------|-------------------|-----------------------------|-------------|------------------------------|---------|
| <b>Hollywood Hills High School</b>  |                    |                   |                             |             |                              |         |
| Technology Infrastructure Upgrade<br>Project Number: 166185001                    | 64,000             | 53,175            | 53,175                      | -           | -                            | -       |
| Additional Computers to Close Gap<br>Project Number: 166185002                    | 417,000            | 416,991           | 416,991                     | -           | -                            | -       |
| Wireless Network Upgrade and CAT 6 Data Port Upgrade<br>Project Number: 166185003 | 235,000            | 114,408           | 114,408                     | -           | -                            | -       |
| School Choice Enhancement<br>Project Number: P.001913                             | 100,000            | 100,000           | 83,178                      | -           | 16,811                       | 11      |
| Weight Room Renovation<br>Project Number: P.002014                                | 121,000            | 121,000           | 119,467                     | 85          | -                            | 1,448   |
| Track Resurfacing<br>Project Number: p.002077                                     | 300,000            | 300,000           | 276,746                     | 12,123      | -                            | 11,131  |
| <b>Hollywood Park Elementary School</b>   |                    |                   |                             |             |                              |         |
| Additional Computers to Close Gap<br>Project Number: 176185002                    | 121,000            | 120,947           | 120,947                     | -           | -                            | -       |
| Wireless Network Upgrade and CAT 6 Data Port Upgrade<br>Project Number: 176185003 | 72,000             | 43,004            | 43,004                      | -           | -                            | -       |
| Music Instruments<br>Project Number: 176185009                                    | 50,000             | 50,000            | 43,647                      | 6,352       | -                            | 1       |
| <b>Horizon Elementary School</b>  |                    |                   |                             |             |                              |         |
| Additional Computers to Close Gap<br>Project Number: 253185002                    | 117,000            | 116,902           | 116,902                     | -           | -                            | -       |

\* Project expenditures include, but are not limited to, construction costs, design costs, permitting costs, advertising costs during the planning and procurement phase, equipment, work orders, and Program Management fees.

There may be some additional financial activity on these projects as the final payments are made and all of the purchase orders are closed-out. When the projects are closed-out remaining balances (savings) are reported to the School Board and returned to the Capital Reserve.

This is a budget and expenditure activity report, and is not a construction status report. The accompanying introduction and notes are an integral part of this budget activity report.



# SMART Program Budget Activity Report

## Completed and Meets Standard Projects Detail Schedule for Quarter Ended September 30, 2018



GOB Referendum Approved by Voters on 11/4/2014 - 46 Months Since Approval

| School/<br>Project   | Original<br>Budget | Current<br>Budget | Prior Years<br>Expenditures | Commitments | Current Year<br>Expenditures | Balance |
|--|--------------------|-------------------|-----------------------------|-------------|------------------------------|---------|
| <b>Horizon Elementary School</b>   |                    |                   |                             |             |                              |         |
| Wireless Network Upgrade and<br>CAT 6 Data Port Upgrade<br>Project Number: 253185003 | 83,000             | 55,369            | 55,369                      | -           | -                            | -       |
| Music Instruments<br>Project Number: 253185009                                       | 50,000             | 50,000            | 49,000                      | 781         | 167                          | 52      |
| Facil Projects - SMART<br>Project Number: 253185010                                  | 60,000             | -                 | -                           | -           | -                            | -       |
| <b>Hunt, James S. Elementary School</b>  |                    |                   |                             |             |                              |         |
| Additional Computers to Close<br>Gap<br>Project Number: 197185002                    | 190,000            | 189,620           | 189,620                     | -           | -                            | -       |
| Wireless Network Upgrade and<br>CAT 6 Data Port Upgrade<br>Project Number: 197185003 | 94,000             | 60,906            | 60,906                      | -           | -                            | -       |
| School Choice - SMART<br>Project Number: 197185008                                   | 100,000            | 100,000           | -                           | -           | -                            | 100,000 |
| Music Instruments<br>Project Number: 197185009                                       | 50,000             | 50,000            | 18,565                      | 6,278       | 24,795                       | 362     |
| <b>Imagine Charter School at Weston</b>  |                    |                   |                             |             |                              |         |
| Charter School Technology<br>Project Number: 511185004                               | 222,085            | 222,051           | 222,051                     | -           | -                            | -       |
| <b>Imagine Elementary at North Lauderdale<br/>Charter School</b>                     |                    |                   |                             |             |                              |         |
| Charter School Technology<br>Project Number: 517185004                               | 162,443            | 162,438           | 162,438                     | -           | -                            | -       |
| <b>Imagine Schools at Broward</b>  |                    |                   |                             |             |                              |         |
| Charter School Technology<br>Project Number: 502485004                               | 258,949            | 258,938           | 258,938                     | -           | -                            | -       |

\* Project expenditures include, but are not limited to, construction costs, design costs, permitting costs, advertising costs during the planning and procurement phase, equipment, work orders, and Program Management fees.

There may be some additional financial activity on these projects as the final payments are made and all of the purchase orders are closed-out. When the projects are closed-out remaining balances (savings) are reported to the School Board and returned to the Capital Reserve.

This is a budget and expenditure activity report, and is not a construction status report.  
The accompanying introduction and notes are an integral part of this budget activity report.



# SMART Program Budget Activity Report

## Completed and Meets Standard Projects Detail Schedule for Quarter Ended September 30, 2018



GOB Referendum Approved by Voters on 11/4/2014 - 46 Months Since Approval

| School/<br>Project  | Original<br>Budget | Current<br>Budget | Prior Years<br>Expenditures | Commitments | Current Year<br>Expenditures | Balance |
|---|--------------------|-------------------|-----------------------------|-------------|------------------------------|---------|
| <b>Indian Ridge Middle School</b>   |                    |                   |                             |             |                              |         |
| Technology Infrastructure Upgrade<br>Project Number: 347185001                    | 327,000            | 196,810           | 196,810                     | -           | -                            | -       |
| Additional Computers to Close Gap<br>Project Number: 347185002                    | 245,000            | 244,986           | 244,986                     | -           | -                            | -       |
| Wireless Network Upgrade and CAT 6 Data Port Upgrade<br>Project Number: 347185003 | 18,000             | 3,979             | 3,979                       | -           | -                            | -       |
| Music Instruments<br>Project Number: 347185009                                    | 100,000            | 100,000           | 99,997                      | -           | -                            | 3       |
| School Choice Enhancement<br>Project Number: P.001803                             | 100,000            | 100,000           | 99,948                      | -           | -                            | 52      |
| <b>Indian Trace Elementary School</b>   |                    |                   |                             |             |                              |         |
| Technology Infrastructure Upgrade<br>Project Number: 318185001                    | 52,000             | 50,990            | 50,990                      | -           | -                            | -       |
| Additional Computers to Close Gap<br>Project Number: 318185002                    | 111,000            | 110,905           | 110,905                     | -           | -                            | -       |
| Wireless Network Upgrade and CAT 6 Data Port Upgrade<br>Project Number: 318185003 | 46,000             | 43,737            | 43,737                      | -           | -                            | -       |
| Music Instruments<br>Project Number: 318185009                                    | 50,000             | 50,000            | 43,719                      | 6,278       | -                            | 3       |
| <b>Kidz Choice Charter</b>  |                    |                   |                             |             |                              |         |
| Charter School Technology<br>Project Number: 540985004                            | 32,069             | 32,063            | 32,063                      | -           | -                            | -       |

\* Project expenditures include, but are not limited to, construction costs, design costs, permitting costs, advertising costs during the planning and procurement phase, equipment, work orders, and Program Management fees.

There may be some additional financial activity on these projects as the final payments are made and all of the purchase orders are closed-out. When the projects are closed-out remaining balances (savings) are reported to the School Board and returned to the Capital Reserve.

This is a budget and expenditure activity report, and is not a construction status report. The accompanying introduction and notes are an integral part of this budget activity report.



# SMART Program Budget Activity Report

## Completed and Meets Standard Projects Detail Schedule for Quarter Ended September 30, 2018



GOB Referendum Approved by Voters on 11/4/2014 - 46 Months Since Approval

| School/<br>Project   | Original<br>Budget | Current<br>Budget | Prior Years<br>Expenditures | Commitments | Current Year<br>Expenditures | Balance |
|--|--------------------|-------------------|-----------------------------|-------------|------------------------------|---------|
| <b>King, Martin Luther (Dr. Martin Luther King, Jr. Montessori Academy)</b>                              |                    |                   |                             |             |                              |         |
| Additional Computers to Close Gap<br>Project Number: 161185002   | 43,000             | 42,892            | 42,892                      | -           | -                            | -       |
| Wireless Network Upgrade and CAT 6 Data Port Upgrade<br>Project Number: 161185003                        | 49,000             | 36,085            | 36,085                      | -           | -                            | -       |
| Music Instruments<br>Project Number: 161185009   | 50,000             | 50,000            | 50,000                      | -           | -                            | -       |
| <b>Lake Forest Elementary School</b>   |                    |                   |                             |             |                              |         |
| Technology Infrastructure Upgrade<br>Project Number: 083185001   | 17,000             | 11,378            | 11,378                      | -           | -                            | -       |
| Additional Computers to Close Gap<br>Project Number: 083185002   | 169,000            | 168,884           | 168,884                     | -           | -                            | -       |
| Wireless Network Upgrade and CAT 6 Data Port Upgrade<br>Project Number: 083185003                        | 45,000             | 32,051            | 32,051                      | -           | -                            | -       |
| Music Instruments<br>Project Number: 083185009   | 50,000             | 50,000            | 36,569                      | 13,429      | -                            | 2       |
| Re-roof of Building #4 in accordance with all applicable Codes and Standards<br>Project Number: P.001484 | 475,000            | 475,000           | 348,772                     | -           | -                            | 126,228 |
| Single Point of Entry<br>Project Number: P.001826  | 195,000            | 195,000           | 57,032                      | 47,885      | 102                          | 89,981  |

\* Project expenditures include, but are not limited to, construction costs, design costs, permitting costs, advertising costs during the planning and procurement phase, equipment, work orders, and Program Management fees.

There may be some additional financial activity on these projects as the final payments are made and all of the purchase orders are closed-out. When the projects are closed-out remaining balances (savings) are reported to the School Board and returned to the Capital Reserve.

This is a budget and expenditure activity report, and is not a construction status report. The accompanying introduction and notes are an integral part of this budget activity report.



# SMART Program Budget Activity Report

## Completed and Meets Standard Projects Detail Schedule for Quarter Ended September 30, 2018



GOB Referendum Approved by Voters on 11/4/2014 - 46 Months Since Approval

| School/<br>Project  | Original<br>Budget | Current<br>Budget | Prior Years<br>Expenditures | Commitments | Current Year<br>Expenditures | Balance |
|---|--------------------|-------------------|-----------------------------|-------------|------------------------------|---------|
| <b>Lakeside Elementary School</b>   |                    |                   |                             |             |                              |         |
| Technology Infrastructure Upgrade<br>Project Number: 359185001                    | 128,000            | 97,362            | 97,362                      | -           | -                            | -       |
| Additional Computers to Close Gap<br>Project Number: 359185002                    | 196,000            | 195,957           | 195,957                     | -           | -                            | -       |
| Wireless Network Upgrade and CAT 6 Data Port Upgrade<br>Project Number: 359185003 | 83,000             | 53,043            | 53,043                      | -           | -                            | -       |
| Music Instruments<br>Project Number: 359185009                                    | 50,000             | 50,000            | 43,714                      | 6,278       | -                            | 8       |
| <b>Lanier-James Education Center</b>  |                    |                   |                             |             |                              |         |
| Wireless Network Upgrade and CAT 6 Data Port Upgrade<br>Project Number: 040585003 | 62,000             | 44,633            | 44,633                      | -           | -                            | -       |
| <b>Larkdale Elementary School</b>   |                    |                   |                             |             |                              |         |
| Additional Computers to Close Gap<br>Project Number: 062185002                    | 19,000             | 18,983            | 18,983                      | -           | -                            | -       |
| Wireless Network Upgrade and CAT 6 Data Port Upgrade<br>Project Number: 062185003 | 40,000             | 35,174            | 35,174                      | -           | -                            | -       |
| Music Instruments<br>Project Number: 062185009                                    | 50,000             | 50,000            | -                           | -           | -                            | 50,000  |
| <b>Lauderdale Lakes Middle School</b>   |                    |                   |                             |             |                              |         |
| Technology Infrastructure Upgrade<br>Project Number: 170185001                    | 9,000              | 6,582             | 6,582                       | -           | -                            | -       |

\* Project expenditures include, but are not limited to, construction costs, design costs, permitting costs, advertising costs during the planning and procurement phase, equipment, work orders, and Program Management fees.

There may be some additional financial activity on these projects as the final payments are made and all of the purchase orders are closed-out. When the projects are closed-out remaining balances (savings) are reported to the School Board and returned to the Capital Reserve.

This is a budget and expenditure activity report, and is not a construction status report.  
The accompanying introduction and notes are an integral part of this budget activity report.



# SMART Program Budget Activity Report

## Completed and Meets Standard Projects Detail Schedule for Quarter Ended September 30, 2018



GOB Referendum Approved by Voters on 11/4/2014 - 46 Months Since Approval

| School/<br>Project   | Original<br>Budget | Current<br>Budget | Prior Years<br>Expenditures | Commitments | Current Year<br>Expenditures | Balance |
|--|--------------------|-------------------|-----------------------------|-------------|------------------------------|---------|
| <b>Lauderdale Lakes Middle School</b>  |                    |                   |                             |             |                              |         |
| Additional Computers to Close<br>Gap<br>Project Number: 170185002                    | 112,000            | 111,846           | 111,846                     | -           | -                            | -       |
| Wireless Network Upgrade and<br>CAT 6 Data Port Upgrade<br>Project Number: 170185003 | 45,000             | 43,744            | 43,744                      | -           | -                            | -       |
| Music Instruments<br>Project Number: 170185009                                       | 100,000            | 100,000           | 97,974                      | 2,022       | -                            | 4       |
| <b>Lauderdale Manors Early Learning and<br/>Resource Center</b>                      |                    |                   |                             |             |                              |         |
| Wireless Network Upgrade and<br>CAT 6 Data Port Upgrade<br>Project Number: 043185003 | 11,000             | 10,996            | 10,996                      | -           | -                            | -       |
| School Choice Enhancement<br>Project Number: P.001909                                | 100,000            | 100,000           | 64,970                      | 33,974      | 404                          | 652     |
| <b>Lauderhill 6-12 School</b>  |                    |                   |                             |             |                              |         |
| Technology Infrastructure<br>Upgrade<br>Project Number: 139185001                    | 17,000             | -                 | -                           | -           | -                            | -       |
| Wireless Network Upgrade and<br>CAT 6 Data Port Upgrade<br>Project Number: 139185003 | 115,000            | 103,790           | 103,790                     | -           | -                            | -       |
| Music Instruments<br>Project Number: 139185009                                       | 300,000            | 300,000           | -                           | -           | -                            | 300,000 |
| Weight Room Renovation<br>Project Number: p.002048                                   | 121,000            | 121,000           | 112,604                     | 6,536       | -                            | 1,860   |
| <b>Lauderhill-Paul Turner Elementary School</b>                                      |                    |                   |                             |             |                              |         |
| Additional Computers to Close<br>Gap<br>Project Number: 138185002                    | 165,000            | 164,988           | 164,988                     | -           | -                            | -       |

\* Project expenditures include, but are not limited to, construction costs, design costs, permitting costs, advertising costs during the planning and procurement phase, equipment, work orders, and Program Management fees.

There may be some additional financial activity on these projects as the final payments are made and all of the purchase orders are closed-out. When the projects are closed-out remaining balances (savings) are reported to the School Board and returned to the Capital Reserve.

This is a budget and expenditure activity report, and is not a construction status report.  
The accompanying introduction and notes are an integral part of this budget activity report.



# SMART Program Budget Activity Report

## Completed and Meets Standard Projects Detail Schedule for Quarter Ended September 30, 2018



GOB Referendum Approved by Voters on 11/4/2014 - 46 Months Since Approval

| School/<br>Project   | Original<br>Budget | Current<br>Budget | Prior Years<br>Expenditures | Commitments | Current Year<br>Expenditures | Balance |
|--|--------------------|-------------------|-----------------------------|-------------|------------------------------|---------|
| <b>Lauderhill-Paul Turner Elementary School</b>                                      |                    |                   |                             |             |                              |         |
| Wireless Network Upgrade and<br>CAT 6 Data Port Upgrade<br>Project Number: 138185003 | 51,000             | 37,548            | 37,548                      | -           | -                            | -       |
| Music Instruments<br>Project Number: 138185009                                       | 50,000             | 50,000            | 18,639                      | 31,360      | -                            | 1       |
| <b>Liberty Elementary School</b>   |                    |                   |                             |             |                              |         |
| Technology Infrastructure<br>Upgrade<br>Project Number: 382185001                    | 26,000             | 12,834            | 12,834                      | -           | -                            | -       |
| Additional Computers to Close<br>Gap<br>Project Number: 382185002                    | 262,000            | 261,909           | 261,909                     | -           | -                            | -       |
| Wireless Network Upgrade and<br>CAT 6 Data Port Upgrade<br>Project Number: 382185003 | 105,000            | 76,647            | 76,647                      | -           | -                            | -       |
| Music Instruments<br>Project Number: 382185009                                       | 50,000             | 50,000            | 49,350                      | 481         | 167                          | 2       |
| School Choice Enhancement<br>Project Number: P.001714                                | 100,000            | 100,000           | 100,000                     | -           | -                            | -       |
| <b>Lloyd Estates Elementary School</b>   |                    |                   |                             |             |                              |         |
| Additional Computers to Close<br>Gap<br>Project Number: 109185002                    | 151,000            | 150,966           | 150,966                     | -           | -                            | -       |
| Wireless Network Upgrade and<br>CAT 6 Data Port Upgrade<br>Project Number: 109185003 | 28,000             | 24,830            | 24,830                      | -           | -                            | -       |
| Music Instruments<br>Project Number: 109185009                                       | 50,000             | 50,000            | 40,140                      | 9,847       | -                            | 13      |
| School Choice Enhancement<br>Project Number: P.001891                                | 100,000            | 100,000           | 99,560                      | -           | -                            | 440     |

\* Project expenditures include, but are not limited to, construction costs, design costs, permitting costs, advertising costs during the planning and procurement phase, equipment, work orders, and Program Management fees.

There may be some additional financial activity on these projects as the final payments are made and all of the purchase orders are closed-out. When the projects are closed-out remaining balances (savings) are reported to the School Board and returned to the Capital Reserve.

This is a budget and expenditure activity report, and is not a construction status report.  
The accompanying introduction and notes are an integral part of this budget activity report.





# SMART Program Budget Activity Report

## Completed and Meets Standard Projects Detail Schedule for Quarter Ended September 30, 2018



GOB Referendum Approved by Voters on 11/4/2014 - 46 Months Since Approval

| School/<br>Project  | Original<br>Budget | Current<br>Budget | Prior Years<br>Expenditures | Commitments | Current Year<br>Expenditures | Balance |
|---|--------------------|-------------------|-----------------------------|-------------|------------------------------|---------|
| <b>Lyons Creek Middle School</b>  |                    |                   |                             |             |                              |         |
| Technology Infrastructure Upgrade<br>Project Number: 310185001                    | 192,000            | 165,569           | 165,569                     | -           | -                            | -       |
| Additional Computers to Close Gap<br>Project Number: 310185002                    | 225,000            | 224,979           | 224,979                     | -           | -                            | -       |
| Wireless Network Upgrade and CAT 6 Data Port Upgrade<br>Project Number: 310185003 | 11,000             | 7,575             | 7,575                       | -           | -                            | -       |
| Music Instruments<br>Project Number: 310185009                                    | 100,000            | 100,000           | 99,930                      | -           | -                            | 70      |
| <b>Manatee Bay Elementary School</b>  |                    |                   |                             |             |                              |         |
| Technology Infrastructure Upgrade<br>Project Number: 384185001                    | 65,000             | 40,991            | 40,991                      | -           | -                            | -       |
| Additional Computers to Close Gap<br>Project Number: 384185002                    | 304,000            | 303,892           | 303,892                     | -           | -                            | -       |
| Wireless Network Upgrade and CAT 6 Data Port Upgrade<br>Project Number: 384185003 | 113,000            | 76,077            | 76,077                      | -           | -                            | -       |
| Music Instruments<br>Project Number: 384185009                                    | 50,000             | 50,000            | 49,184                      | 814         | -                            | 2       |
| School Choice Enhancement<br>Project Number: P.001776                             | 100,000            | 100,000           | 99,923                      | 75          | -                            | 2       |
| <b>Maplewood Elementary School</b>  |                    |                   |                             |             |                              |         |
| Technology Infrastructure Upgrade<br>Project Number: 274185001                    | 84,000             | 42,552            | 42,552                      | -           | -                            | -       |

\* Project expenditures include, but are not limited to, construction costs, design costs, permitting costs, advertising costs during the planning and procurement phase, equipment, work orders, and Program Management fees.

There may be some additional financial activity on these projects as the final payments are made and all of the purchase orders are closed-out. When the projects are closed-out remaining balances (savings) are reported to the School Board and returned to the Capital Reserve.

This is a budget and expenditure activity report, and is not a construction status report.  
The accompanying introduction and notes are an integral part of this budget activity report.



# SMART Program Budget Activity Report

## Completed and Meets Standard Projects Detail Schedule for Quarter Ended September 30, 2018



GOB Referendum Approved by Voters on 11/4/2014 - 46 Months Since Approval

| School/<br>Project   | Original<br>Budget | Current<br>Budget | Prior Years<br>Expenditures | Commitments | Current Year<br>Expenditures | Balance |
|--|--------------------|-------------------|-----------------------------|-------------|------------------------------|---------|
| <b>Maplewood Elementary School</b>   |                    |                   |                             |             |                              |         |
| Additional Computers to Close<br>Gap<br>Project Number: 274185002  | 148,000            | 147,639           | 147,639                     | -           | -                            | -       |
| Wireless Network Upgrade and<br>CAT 6 Data Port Upgrade<br>Project Number: 274185003   | 99,000             | 52,586            | 52,586                      | -           | -                            | -       |
| Music Instruments<br>Project Number: 274185009   | 50,000             | 50,000            | 40,271                      | 9,608       | 13                           | 108     |
| School Choice Enhancement<br>Project Number: P.001798  | 100,000            | 100,000           | 10,328                      | 129         | 89,044                       | 499     |
| <b>Margate Elementary School</b>   |                    |                   |                             |             |                              |         |
| Technology Infrastructure<br>Upgrade<br>Project Number: 116185001  | 34,000             | 23,227            | 23,227                      | -           | -                            | -       |
| Additional Computers to Close<br>Gap<br>Project Number: 116185002  | 228,000            | 227,909           | 227,909                     | -           | -                            | -       |
| Wireless Network Upgrade and<br>CAT 6 Data Port Upgrade<br>Project Number: 116185003   | 125,000            | 75,728            | 75,728                      | -           | -                            | -       |
| Music Instruments<br>Project Number: 116185009   | 50,000             | 50,000            | 46,207                      | 3,526       | 194                          | 73      |
| Building Envelope Improvements<br>(Roof, Window, Ext Wall, etc.),<br>Conversion of Existing Space to<br>Music and/or Art Lab(s), Fire<br>Sprinklers, HVAC Improvements,<br>Music Room Renovation,<br>Replacement of building 1, Single<br>Point of Entry<br>Project Number: P.001647 | 195,000            | 195,000           | 23,438                      | 4,278       | -                            | 167,284 |

\* Project expenditures include, but are not limited to, construction costs, design costs, permitting costs, advertising costs during the planning and procurement phase, equipment, work orders, and Program Management fees.

There may be some additional financial activity on these projects as the final payments are made and all of the purchase orders are closed-out. When the projects are closed-out remaining balances (savings) are reported to the School Board and returned to the Capital Reserve.

This is a budget and expenditure activity report, and is not a construction status report.  
The accompanying introduction and notes are an integral part of this budget activity report.



# SMART Program Budget Activity Report

## Completed and Meets Standard Projects Detail Schedule for Quarter Ended September 30, 2018



GOB Referendum Approved by Voters on 11/4/2014 - 46 Months Since Approval

| School/<br>Project  | Original<br>Budget | Current<br>Budget | Prior Years<br>Expenditures | Commitments | Current Year<br>Expenditures | Balance |
|---|--------------------|-------------------|-----------------------------|-------------|------------------------------|---------|
| <b>Margate Middle School</b>  |                    |                   |                             |             |                              |         |
| Technology Infrastructure Upgrade<br>Project Number: 058185001                    | 4,000              | -                 | -                           | -           | -                            | -       |
| Additional Computers to Close Gap<br>Project Number: 058185002                    | 146,000            | 145,842           | 145,842                     | -           | -                            | -       |
| Wireless Network Upgrade and CAT 6 Data Port Upgrade<br>Project Number: 058185003 | 136,000            | 83,218            | 83,218                      | -           | -                            | -       |
| Music Instruments<br>Project Number: 058185009                                    | 100,000            | 100,000           | 98,302                      | -           | 1,563                        | 135     |
| <b>Markham, C. Robert Elementary School</b>                                       |                    |                   |                             |             |                              |         |
| Technology Infrastructure Upgrade<br>Project Number: 167185001                    | 4,000              | 3,956             | 3,956                       | -           | -                            | -       |
| Additional Computers to Close Gap<br>Project Number: 167185002                    | 155,000            | 154,995           | 154,995                     | -           | -                            | -       |
| Wireless Network Upgrade and CAT 6 Data Port Upgrade<br>Project Number: 167185003 | 42,000             | 25,967            | 25,967                      | -           | -                            | -       |
| Music Instruments<br>Project Number: 167185009                                    | 50,000             | 50,000            | -                           | -           | -                            | 50,000  |
| <b>Mavericks High of Central Broward County</b>                                   |                    |                   |                             |             |                              |         |
| Charter School Technology<br>Project Number: 548185004                            | 105,798            | 105,721           | 105,721                     | -           | -                            | -       |
| <b>Mavericks High School of North Broward</b>                                     |                    |                   |                             |             |                              |         |
| Charter School Technology<br>Project Number: 500985004                            | 107,296            | 107,294           | 107,294                     | -           | -                            | -       |

\* Project expenditures include, but are not limited to, construction costs, design costs, permitting costs, advertising costs during the planning and procurement phase, equipment, work orders, and Program Management fees.

There may be some additional financial activity on these projects as the final payments are made and all of the purchase orders are closed-out. When the projects are closed-out remaining balances (savings) are reported to the School Board and returned to the Capital Reserve.

This is a budget and expenditure activity report, and is not a construction status report. The accompanying introduction and notes are an integral part of this budget activity report.



# SMART Program Budget Activity Report

## Completed and Meets Standard Projects Detail Schedule for Quarter Ended September 30, 2018



GOB Referendum Approved by Voters on 11/4/2014 - 46 Months Since Approval

| School/<br>Project  | Original<br>Budget | Current<br>Budget | Prior Years<br>Expenditures | Commitments | Current Year<br>Expenditures | Balance |
|---|--------------------|-------------------|-----------------------------|-------------|------------------------------|---------|
| <b>McArthur High School</b>   |                    |                   |                             |             |                              |         |
| Technology Infrastructure Upgrade<br>Project Number: 024185001                    | 26,000             | 9,665             | 9,665                       | -           | -                            | -       |
| Additional Computers to Close Gap<br>Project Number: 024185002                    | 263,000            | 262,988           | 262,988                     | -           | -                            | -       |
| Wireless Network Upgrade and CAT 6 Data Port Upgrade<br>Project Number: 024185003 | 191,000            | 111,877           | 111,877                     | -           | -                            | -       |
| Music Instruments<br>Project Number: 024185009                                    | 300,000            | 300,000           | 299,297                     | 604         | -                            | 99      |
| Facil Projects - SMART<br>Project Number: 024185010                               | 540,000            | -                 | -                           | -           | -                            | -       |
| Weight Room Renovation<br>Project Number: P.002155                                | 121,000            | 121,000           | -                           | 120,992     | -                            | 8       |
| <b>McFatter Technical College</b>   |                    |                   |                             |             |                              |         |
| Technology Infrastructure Upgrade<br>Project Number: 129185001                    | 362,000            | 329,280           | 329,280                     | -           | -                            | -       |
| Wireless Network Upgrade and CAT 6 Data Port Upgrade<br>Project Number: 129185003 | 126,000            | 94,296            | 94,296                      | -           | -                            | -       |
| <b>McFatter Technical, Broward Fire Academy</b>                                   |                    |                   |                             |             |                              |         |
| Technology Infrastructure Upgrade<br>Project Number: 277185001                    | 13,000             | 8,259             | 8,259                       | -           | -                            | -       |
| School Choice Enhancement<br>Project Number: P.001790                             | 100,000            | 100,000           | 100,000                     | -           | -                            | -       |

\* Project expenditures include, but are not limited to, construction costs, design costs, permitting costs, advertising costs during the planning and procurement phase, equipment, work orders, and Program Management fees.

There may be some additional financial activity on these projects as the final payments are made and all of the purchase orders are closed-out. When the projects are closed-out remaining balances (savings) are reported to the School Board and returned to the Capital Reserve.

This is a budget and expenditure activity report, and is not a construction status report. The accompanying introduction and notes are an integral part of this budget activity report.



# SMART Program Budget Activity Report

## Completed and Meets Standard Projects Detail Schedule for Quarter Ended September 30, 2018



GOB Referendum Approved by Voters on 11/4/2014 - 46 Months Since Approval

| School/<br>Project  | Original<br>Budget | Current<br>Budget | Prior Years<br>Expenditures | Commitments | Current Year<br>Expenditures | Balance |
|---|--------------------|-------------------|-----------------------------|-------------|------------------------------|---------|
| <b>McNab Elementary School</b>  |                    |                   |                             |             |                              |         |
| Technology Infrastructure Upgrade<br>Project Number: 084185001                    | 92,000             | 64,075            | 64,075                      | -           | -                            | -       |
| Additional Computers to Close Gap<br>Project Number: 084185002                    | 124,000            | 123,994           | 123,994                     | -           | -                            | -       |
| Wireless Network Upgrade and CAT 6 Data Port Upgrade<br>Project Number: 084185003 | 52,000             | -                 | -                           | -           | -                            | -       |
| Music Instruments<br>Project Number: 084185009                                    | 50,000             | 50,000            | 50,000                      | -           | -                            | -       |
| <b>McNicol Middle School</b>  |                    |                   |                             |             |                              |         |
| Wireless Network Upgrade and CAT 6 Data Port Upgrade<br>Project Number: 048185003 | 65,000             | 49,731            | 49,731                      | -           | -                            | -       |
| School Choice Enhancement<br>Project Number: P.001701                             | 100,000            | 100,000           | 99,927                      | -           | -                            | 73      |
| <b>Meadowbrook Elementary School</b>  |                    |                   |                             |             |                              |         |
| Additional Computers to Close Gap<br>Project Number: 076185002                    | 183,000            | 182,918           | 182,918                     | -           | -                            | -       |
| Wireless Network Upgrade and CAT 6 Data Port Upgrade<br>Project Number: 076185003 | 40,000             | 35,458            | 35,458                      | -           | -                            | -       |
| School Choice - SMART<br>Project Number: 076185008                                | 100,000            | 100,000           | -                           | -           | -                            | 100,000 |
| Music Instruments<br>Project Number: 076185009                                    | 50,000             | 50,000            | 48,857                      | -           | -                            | 1,143   |

\* Project expenditures include, but are not limited to, construction costs, design costs, permitting costs, advertising costs during the planning and procurement phase, equipment, work orders, and Program Management fees.

There may be some additional financial activity on these projects as the final payments are made and all of the purchase orders are closed-out. When the projects are closed-out remaining balances (savings) are reported to the School Board and returned to the Capital Reserve.

This is a budget and expenditure activity report, and is not a construction status report.  
The accompanying introduction and notes are an integral part of this budget activity report.



# SMART Program Budget Activity Report

## Completed and Meets Standard Projects Detail Schedule for Quarter Ended September 30, 2018



GOB Referendum Approved by Voters on 11/4/2014 - 46 Months Since Approval

| School/<br>Project   | Original<br>Budget | Current<br>Budget | Prior Years<br>Expenditures | Commitments | Current Year<br>Expenditures | Balance |
|--|--------------------|-------------------|-----------------------------|-------------|------------------------------|---------|
| <b>Millennium 6-12 Collegiate Academy</b>  |                    |                   |                             |             |                              |         |
| Additional Computers to Close<br>Gap<br>Project Number: 477285002                    | 290,000            | 289,892           | 289,892                     | -           | -                            | -       |
| Wireless Network Upgrade and<br>CAT 6 Data Port Upgrade<br>Project Number: 477285003 | 124,000            | 89,041            | 89,041                      | -           | -                            | -       |
| Music Instruments<br>Project Number: 477285009                                       | 100,000            | 100,000           | 99,769                      | -           | -                            | 231     |
| <b>Miramar Elementary School</b>   |                    |                   |                             |             |                              |         |
| Technology Infrastructure<br>Upgrade<br>Project Number: 053185001                    | 17,000             | -                 | -                           | -           | -                            | -       |
| Additional Computers to Close<br>Gap<br>Project Number: 053185002                    | 210,000            | 209,973           | 209,973                     | -           | -                            | -       |
| Wireless Network Upgrade and<br>CAT 6 Data Port Upgrade<br>Project Number: 053185003 | 96,000             | 63,993            | 63,993                      | -           | -                            | -       |
| Music Instruments<br>Project Number: 053185009                                       | 50,000             | 50,000            | 49,032                      | 967         | -                            | 1       |
| School Choice Enhancement<br>Project Number: P.001990                                | 100,000            | 100,000           | 64,944                      | 14,200      | 20,791                       | 65      |
| <b>Miramar High School</b>   |                    |                   |                             |             |                              |         |
| Additional Computers to Close<br>Gap<br>Project Number: 175185002                    | 598,000            | 597,944           | 597,944                     | -           | -                            | -       |
| Wireless Network Upgrade and<br>CAT 6 Data Port Upgrade<br>Project Number: 175185003 | 248,000            | 162,984           | 162,984                     | -           | -                            | -       |

\* Project expenditures include, but are not limited to, construction costs, design costs, permitting costs, advertising costs during the planning and procurement phase, equipment, work orders, and Program Management fees.

There may be some additional financial activity on these projects as the final payments are made and all of the purchase orders are closed-out. When the projects are closed-out remaining balances (savings) are reported to the School Board and returned to the Capital Reserve.

This is a budget and expenditure activity report, and is not a construction status report.  
The accompanying introduction and notes are an integral part of this budget activity report.



# SMART Program Budget Activity Report

## Completed and Meets Standard Projects Detail Schedule for Quarter Ended September 30, 2018



GOB Referendum Approved by Voters on 11/4/2014 - 46 Months Since Approval

| School/<br>Project   | Original<br>Budget | Current<br>Budget | Prior Years<br>Expenditures | Commitments | Current Year<br>Expenditures | Balance |
|--|--------------------|-------------------|-----------------------------|-------------|------------------------------|---------|
| <b>Miramar High School</b>   |                    |                   |                             |             |                              |         |
| Music Instruments<br>Project Number: 175185009                                       | 300,000            | 300,000           | 293,965                     | 410         | -                            | 5,625   |
| Track Resurfacing<br>Project Number: P.002051  | 300,000            | 300,000           | 300,000                     | -           | -                            | -       |
| Weight Room Renovation<br>Project Number: P.002154                                   | 121,000            | 121,000           | -                           | -           | 120,459                      | 541     |
| <b>Mirror Lake Elementary School</b>   |                    |                   |                             |             |                              |         |
| Additional Computers to Close<br>Gap<br>Project Number: 184185002                    | 60,000             | 59,945            | 59,945                      | -           | -                            | -       |
| Wireless Network Upgrade and<br>CAT 6 Data Port Upgrade<br>Project Number: 184185003 | 85,000             | 52,462            | 52,462                      | -           | -                            | -       |
| Music Instruments<br>Project Number: 184185009                                       | 50,000             | 50,000            | 38,635                      | 5,082       | 6,278                        | 5       |
| School Choice Enhancement<br>Project Number: P.001932                                | 100,000            | 100,000           | 92,770                      | 8,365       | -1,175                       | 40      |
| <b>Monarch High School</b>   |                    |                   |                             |             |                              |         |
| Technology Infrastructure<br>Upgrade<br>Project Number: 354185001                    | 304,000            | 214,904           | 214,904                     | -           | -                            | -       |
| Additional Computers to Close<br>Gap<br>Project Number: 354185002                    | 596,000            | 595,974           | 595,974                     | -           | -                            | -       |
| Wireless Network Upgrade and<br>CAT 6 Data Port Upgrade<br>Project Number: 354185003 | 14,000             | 8,686             | 8,686                       | -           | -                            | -       |
| Music Instruments<br>Project Number: 354185009                                       | 300,000            | 300,000           | 290,820                     | 9,177       | -                            | 3       |

\* Project expenditures include, but are not limited to, construction costs, design costs, permitting costs, advertising costs during the planning and procurement phase, equipment, work orders, and Program Management fees.

There may be some additional financial activity on these projects as the final payments are made and all of the purchase orders are closed-out. When the projects are closed-out remaining balances (savings) are reported to the School Board and returned to the Capital Reserve.

This is a budget and expenditure activity report, and is not a construction status report.  
The accompanying introduction and notes are an integral part of this budget activity report.



# SMART Program Budget Activity Report

## Completed and Meets Standard Projects Detail Schedule for Quarter Ended September 30, 2018



GOB Referendum Approved by Voters on 11/4/2014 - 46 Months Since Approval

| School/<br>Project   | Original<br>Budget | Current<br>Budget | Prior Years<br>Expenditures | Commitments | Current Year<br>Expenditures | Balance |
|--|--------------------|-------------------|-----------------------------|-------------|------------------------------|---------|
| <b>Monarch High School</b>   |                    |                   |                             |             |                              |         |
| Track Resurfacing<br>Project Number: p.002058  | 300,000            | 335,000           | 119,540                     | -           | 212,818                      | 2,642   |
| Weight Room Renovation<br>Project Number: p.002159                                   | 121,000            | 121,000           | -                           | -           | 120,950                      | 50      |
| <b>Morrow Elementary School</b>  |                    |                   |                             |             |                              |         |
| Additional Computers to Close<br>Gap<br>Project Number: 269185002                    | 71,000             | 70,888            | 70,888                      | -           | -                            | -       |
| Wireless Network Upgrade and<br>CAT 6 Data Port Upgrade<br>Project Number: 269185003 | 90,000             | 77,553            | 77,553                      | -           | -                            | -       |
| Music Instruments<br>Project Number: 269185009                                       | 50,000             | 50,000            | -                           | -           | -                            | 50,000  |
| Facil Projects - SMART<br>Project Number: 269185010                                  | 60,000             | -                 | -                           | -           | -                            | -       |
| <b>New Renaissance Middle School</b>   |                    |                   |                             |             |                              |         |
| Additional Computers to Close<br>Gap<br>Project Number: 391185002                    | 155,000            | 154,973           | 154,973                     | -           | -                            | -       |
| Wireless Network Upgrade and<br>CAT 6 Data Port Upgrade<br>Project Number: 391185003 | 137,000            | 109,211           | 109,211                     | -           | -                            | -       |
| Music Instruments<br>Project Number: 391185009                                       | 100,000            | 100,000           | 99,999                      | -           | -                            | 1       |
| <b>New River Middle School</b>   |                    |                   |                             |             |                              |         |
| Additional Computers to Close<br>Gap<br>Project Number: 088185002                    | 244,000            | 243,975           | 243,975                     | -           | -                            | -       |

\* Project expenditures include, but are not limited to, construction costs, design costs, permitting costs, advertising costs during the planning and procurement phase, equipment, work orders, and Program Management fees.

There may be some additional financial activity on these projects as the final payments are made and all of the purchase orders are closed-out. When the projects are closed-out remaining balances (savings) are reported to the School Board and returned to the Capital Reserve.

This is a budget and expenditure activity report, and is not a construction status report. The accompanying introduction and notes are an integral part of this budget activity report.





# SMART Program Budget Activity Report

## Completed and Meets Standard Projects Detail Schedule for Quarter Ended September 30, 2018



GOB Referendum Approved by Voters on 11/4/2014 - 46 Months Since Approval

| School/<br>Project   | Original<br>Budget | Current<br>Budget | Prior Years<br>Expenditures | Commitments | Current Year<br>Expenditures | Balance |
|--|--------------------|-------------------|-----------------------------|-------------|------------------------------|---------|
| <b>New River Middle School</b>   |                    |                   |                             |             |                              |         |
| Wireless Network Upgrade and<br>CAT 6 Data Port Upgrade<br>Project Number: 088185003 | 68,000             | 59,913            | 59,913                      | -           | -                            | -       |
| Music Instruments<br>Project Number: 088185009                                       | 100,000            | 100,000           | 99,987                      | -           | -                            | 13      |
| <b>Nob Hill Elementary School</b>  |                    |                   |                             |             |                              |         |
| Technology Infrastructure<br>Upgrade<br>Project Number: 267185001                    | 34,000             | 5,249             | 5,249                       | -           | -                            | -       |
| Additional Computers to Close<br>Gap<br>Project Number: 267185002                    | 179,000            | 178,901           | 178,901                     | -           | -                            | -       |
| Wireless Network Upgrade and<br>CAT 6 Data Port Upgrade<br>Project Number: 267185003 | 91,000             | 49,236            | 49,236                      | -           | -                            | -       |
| Music Instruments<br>Project Number: 267185009                                       | 50,000             | 50,000            | 18,840                      | 6,278       | 24,879                       | 3       |
| <b>Norcrest Elementary School</b>  |                    |                   |                             |             |                              |         |
| Technology Infrastructure<br>Upgrade<br>Project Number: 056185001                    | 114,000            | 56,230            | 56,230                      | -           | -                            | -       |
| Additional Computers to Close<br>Gap<br>Project Number: 056185002                    | 217,000            | 216,612           | 216,612                     | -           | -                            | -       |
| Wireless Network Upgrade and<br>CAT 6 Data Port Upgrade<br>Project Number: 056185003 | 104,000            | 58,598            | 58,598                      | -           | -                            | -       |
| Music Instruments<br>Project Number: 056185009                                       | 50,000             | 50,000            | 36,037                      | 13,963      | -                            | -       |

\* Project expenditures include, but are not limited to, construction costs, design costs, permitting costs, advertising costs during the planning and procurement phase, equipment, work orders, and Program Management fees.

There may be some additional financial activity on these projects as the final payments are made and all of the purchase orders are closed-out. When the projects are closed-out remaining balances (savings) are reported to the School Board and returned to the Capital Reserve.

This is a budget and expenditure activity report, and is not a construction status report.  
The accompanying introduction and notes are an integral part of this budget activity report.



# SMART Program Budget Activity Report

## Completed and Meets Standard Projects Detail Schedule for Quarter Ended September 30, 2018



GOB Referendum Approved by Voters on 11/4/2014 - 46 Months Since Approval

| School/<br>Project   | Original<br>Budget | Current<br>Budget | Prior Years<br>Expenditures | Commitments | Current Year<br>Expenditures | Balance |
|--|--------------------|-------------------|-----------------------------|-------------|------------------------------|---------|
| <b>Norcrest Elementary School</b>  |                    |                   |                             |             |                              |         |
| School Choice Enhancement<br>Project Number: P.001770                                | 100,000            | 100,000           | 99,950                      | -           | -                            | 50      |
| <b>North Andrews Gardens Elementary School</b>                                       |                    |                   |                             |             |                              |         |
| Additional Computers to Close<br>Gap<br>Project Number: 052185002                    | 221,000            | 221,000           | 221,000                     | -           | -                            | -       |
| Wireless Network Upgrade and<br>CAT 6 Data Port Upgrade<br>Project Number: 052185003 | 98,000             | 58,970            | 58,970                      | -           | -                            | -       |
| Music Instruments<br>Project Number: 052185009                                       | 50,000             | 50,000            | 49,761                      | 73          | -                            | 166     |
| <b>North Broward Academy of Excellence Elementary</b>                                |                    |                   |                             |             |                              |         |
| Charter School Technology<br>Project Number: 516185004                               | 204,402            | 204,400           | 204,400                     | -           | -                            | -       |
| <b>North Broward Academy of Excellence Middle</b>                                    |                    |                   |                             |             |                              |         |
| Charter School Technology<br>Project Number: 537185004                               | 105,198            | 105,195           | 105,195                     | -           | -                            | -       |
| <b>North Fork Elementary School</b>  |                    |                   |                             |             |                              |         |
| Wireless Network Upgrade and<br>CAT 6 Data Port Upgrade<br>Project Number: 119185003 | 55,000             | 31,213            | 31,213                      | -           | -                            | 0       |
| Music Instruments<br>Project Number: 119185009                                       | 50,000             | 50,000            | 37,220                      | -           | 6,163                        | 6,617   |

\* Project expenditures include, but are not limited to, construction costs, design costs, permitting costs, advertising costs during the planning and procurement phase, equipment, work orders, and Program Management fees.

There may be some additional financial activity on these projects as the final payments are made and all of the purchase orders are closed-out. When the projects are closed-out remaining balances (savings) are reported to the School Board and returned to the Capital Reserve.

This is a budget and expenditure activity report, and is not a construction status report.  
The accompanying introduction and notes are an integral part of this budget activity report.



# SMART Program Budget Activity Report

## Completed and Meets Standard Projects Detail Schedule for Quarter Ended September 30, 2018



GOB Referendum Approved by Voters on 11/4/2014 - 46 Months Since Approval

| School/<br>Project  | Original<br>Budget | Current<br>Budget | Prior Years<br>Expenditures | Commitments | Current Year<br>Expenditures | Balance |
|---|--------------------|-------------------|-----------------------------|-------------|------------------------------|---------|
| <b>North Lauderdale Elementary School</b>   |                    |                   |                             |             |                              |         |
| Technology Infrastructure Upgrade<br>Project Number: 223185001                    | 66,000             | 38,471            | 38,471                      | -           | -                            | -       |
| Additional Computers to Close Gap<br>Project Number: 223185002                    | 91,000             | 90,891            | 90,891                      | -           | -                            | -       |
| Wireless Network Upgrade and CAT 6 Data Port Upgrade<br>Project Number: 223185003 | 97,000             | 63,122            | 63,122                      | -           | -                            | -       |
| Music Instruments<br>Project Number: 223185009                                    | 50,000             | 50,000            | 49,968                      | 31          | -                            | 1       |
| <b>North Side Elementary School</b>   |                    |                   |                             |             |                              |         |
| Additional Computers to Close Gap<br>Project Number: 004185002                    | 81,000             | 80,977            | 80,977                      | -           | -                            | -       |
| Wireless Network Upgrade and CAT 6 Data Port Upgrade<br>Project Number: 004185003 | 29,000             | 26,288            | 26,288                      | -           | -                            | -       |
| School Choice Enhancement<br>Project Number: P.002021                             | 100,000            | 100,000           | 100,000                     | -           | -                            | -       |
| <b>Northeast High School</b>  |                    |                   |                             |             |                              |         |
| Technology Infrastructure Upgrade<br>Project Number: 124185001                    | 326,000            | 304,215           | 304,215                     | -           | -                            | -       |
| Additional Computers to Close Gap<br>Project Number: 124185002                    | 419,000            | 418,983           | 418,983                     | -           | -                            | -       |
| Wireless Network Upgrade and CAT 6 Data Port Upgrade<br>Project Number: 124185003 | 119,000            | 116,435           | 116,435                     | -           | -                            | -       |

\* Project expenditures include, but are not limited to, construction costs, design costs, permitting costs, advertising costs during the planning and procurement phase, equipment, work orders, and Program Management fees.

There may be some additional financial activity on these projects as the final payments are made and all of the purchase orders are closed-out. When the projects are closed-out remaining balances (savings) are reported to the School Board and returned to the Capital Reserve.

This is a budget and expenditure activity report, and is not a construction status report. The accompanying introduction and notes are an integral part of this budget activity report.



# SMART Program Budget Activity Report

## Completed and Meets Standard Projects Detail Schedule for Quarter Ended September 30, 2018



GOB Referendum Approved by Voters on 11/4/2014 - 46 Months Since Approval

| School/<br>Project  | Original<br>Budget | Current<br>Budget | Prior Years<br>Expenditures | Commitments | Current Year<br>Expenditures | Balance |
|---|--------------------|-------------------|-----------------------------|-------------|------------------------------|---------|
| <b>Northeast High School</b>  |                    |                   |                             |             |                              |         |
| Music Instruments<br>Project Number: 124185009                                    | 300,000            | 300,000           | 298,231                     | 1,347       | -                            | 422     |
| <b>Nova Blanche Forman Elementary School</b>                                      |                    |                   |                             |             |                              |         |
| Technology Infrastructure Upgrade<br>Project Number: 128285001                    | 60,000             | 25,621            | 25,621                      | -           | -                            | -       |
| Additional Computers to Close Gap<br>Project Number: 128285002                    | 171,000            | 170,556           | 170,556                     | -           | -                            | -       |
| Wireless Network Upgrade and CAT 6 Data Port Upgrade<br>Project Number: 128285003 | 51,000             | 50,299            | 50,299                      | -           | -                            | -       |
| Music Instruments<br>Project Number: 128285009                                    | 50,000             | 50,000            | 49,939                      | -           | 60                           | 1       |
| <b>Nova Dwight D Eisenhower Elementary School</b>                                 |                    |                   |                             |             |                              |         |
| Technology Infrastructure Upgrade<br>Project Number: 127185001                    | 8,000              | 7,689             | 7,689                       | -           | -                            | -       |
| Additional Computers to Close Gap<br>Project Number: 127185002                    | 48,000             | 47,991            | 47,991                      | -           | -                            | -       |
| Wireless Network Upgrade and CAT 6 Data Port Upgrade<br>Project Number: 127185003 | 88,000             | 78,681            | 78,681                      | -           | -                            | -       |
| Music Instruments<br>Project Number: 127185009                                    | 50,000             | 50,000            | -                           | -           | -                            | 50,000  |

\* Project expenditures include, but are not limited to, construction costs, design costs, permitting costs, advertising costs during the planning and procurement phase, equipment, work orders, and Program Management fees.

There may be some additional financial activity on these projects as the final payments are made and all of the purchase orders are closed-out. When the projects are closed-out remaining balances (savings) are reported to the School Board and returned to the Capital Reserve.

This is a budget and expenditure activity report, and is not a construction status report.  
The accompanying introduction and notes are an integral part of this budget activity report.



# SMART Program Budget Activity Report

## Completed and Meets Standard Projects Detail Schedule for Quarter Ended September 30, 2018



GOB Referendum Approved by Voters on 11/4/2014 - 46 Months Since Approval

| School/<br>Project  | Original<br>Budget | Current<br>Budget | Prior Years<br>Expenditures | Commitments | Current Year<br>Expenditures | Balance |
|---|--------------------|-------------------|-----------------------------|-------------|------------------------------|---------|
| <b>Nova High School</b>   |                    |                   |                             |             |                              |         |
| Technology Infrastructure Upgrade<br>Project Number: 128185001                    | 270,000            | 270,000           | 270,000                     | -           | -                            | -       |
| Additional Computers to Close Gap<br>Project Number: 128185002                    | 501,000            | 500,979           | 500,979                     | -           | -                            | -       |
| Wireless Network Upgrade and CAT 6 Data Port Upgrade<br>Project Number: 128185003 | 91,000             | 91,000            | 91,000                      | -           | -                            | -       |
| Music Instruments<br>Project Number: 128185009                                    | 300,000            | 300,000           | 295,697                     | 374         | -                            | 3,929   |
| School Choice Enhancement<br>Project Number: P.001811                             | 100,000            | 100,000           | 99,963                      | -           | -                            | 37      |
| Weight Room Renovation<br>Project Number: P.002017                                | 121,000            | 121,000           | 120,131                     | -           | -                            | 869     |
| <b>Nova Middle School</b>   |                    |                   |                             |             |                              |         |
| Technology Infrastructure Upgrade<br>Project Number: 131185001                    | 200,000            | 199,981           | 199,981                     | -           | -                            | -       |
| Additional Computers to Close Gap<br>Project Number: 131185002                    | 62,000             | 61,889            | 61,889                      | -           | -                            | -       |
| Wireless Network Upgrade and CAT 6 Data Port Upgrade<br>Project Number: 131185003 | 51,000             | 50,984            | 50,984                      | -           | -                            | -       |
| Music Instruments<br>Project Number: 131185009                                    | 100,000            | 100,000           | 99,972                      | -           | -                            | 28      |
| School Choice Enhancement<br>Project Number: P.001997                             | 100,000            | 100,000           | 99,999                      | -           | -                            | 1       |

\* Project expenditures include, but are not limited to, construction costs, design costs, permitting costs, advertising costs during the planning and procurement phase, equipment, work orders, and Program Management fees.

There may be some additional financial activity on these projects as the final payments are made and all of the purchase orders are closed-out. When the projects are closed-out remaining balances (savings) are reported to the School Board and returned to the Capital Reserve.

This is a budget and expenditure activity report, and is not a construction status report. The accompanying introduction and notes are an integral part of this budget activity report.



# SMART Program Budget Activity Report

## Completed and Meets Standard Projects Detail Schedule for Quarter Ended September 30, 2018



GOB Referendum Approved by Voters on 11/4/2014 - 46 Months Since Approval

| School/<br>Project  | Original<br>Budget | Current<br>Budget | Prior Years<br>Expenditures | Commitments | Current Year<br>Expenditures | Balance |
|---|--------------------|-------------------|-----------------------------|-------------|------------------------------|---------|
| <b>Oakland Park Elementary School</b>   |                    |                   |                             |             |                              |         |
| Technology Infrastructure Upgrade<br>Project Number: 003185001                    | 43,000             | 30,966            | 30,966                      | -           | -                            | -       |
| Additional Computers to Close Gap<br>Project Number: 003185002                    | 148,000            | 147,987           | 147,987                     | -           | -                            | -       |
| Wireless Network Upgrade and CAT 6 Data Port Upgrade<br>Project Number: 003185003 | 77,000             | 54,853            | 54,853                      | -           | -                            | -       |
| Music Instruments<br>Project Number: 003185009                                    | 50,000             | 50,000            | 31,194                      | 14,641      | -                            | 4,165   |
| <b>Oakridge Elementary School</b>   |                    |                   |                             |             |                              |         |
| Technology Infrastructure Upgrade<br>Project Number: 046185001                    | 13,000             | 10,802            | 10,802                      | -           | -                            | -       |
| Additional Computers to Close Gap<br>Project Number: 046185002                    | 154,000            | 153,927           | 153,927                     | -           | -                            | -       |
| Wireless Network Upgrade and CAT 6 Data Port Upgrade<br>Project Number: 046185003 | 75,000             | 46,937            | 46,937                      | -           | -                            | -       |
| Music Instruments<br>Project Number: 046185009                                    | 50,000             | 50,000            | 16,589                      | 6,278       | 27,133                       | -       |
| School Choice Enhancement<br>Project Number: P.001775                             | 100,000            | 100,000           | 100,000                     | -           | -                            | -       |
| Single Point of Entry<br>Project Number: P.001911                                 | 60,000             | 60,000            | 52,766                      | 34          | -                            | 7,200   |

\* Project expenditures include, but are not limited to, construction costs, design costs, permitting costs, advertising costs during the planning and procurement phase, equipment, work orders, and Program Management fees.

There may be some additional financial activity on these projects as the final payments are made and all of the purchase orders are closed-out. When the projects are closed-out remaining balances (savings) are reported to the School Board and returned to the Capital Reserve.

This is a budget and expenditure activity report, and is not a construction status report. The accompanying introduction and notes are an integral part of this budget activity report.



# SMART Program Budget Activity Report

## Completed and Meets Standard Projects Detail Schedule for Quarter Ended September 30, 2018



GOB Referendum Approved by Voters on 11/4/2014 - 46 Months Since Approval

| School/<br>Project  | Original<br>Budget | Current<br>Budget | Prior Years<br>Expenditures | Commitments | Current Year<br>Expenditures | Balance |
|---|--------------------|-------------------|-----------------------------|-------------|------------------------------|---------|
| <b>Olsen Middle School</b>  |                    |                   |                             |             |                              |         |
| Technology Infrastructure Upgrade<br>Project Number: 047185001                    | 54,000             | 25,598            | 23,986                      | -           | -                            | 1,612   |
| Additional Computers to Close Gap<br>Project Number: 047185002                    | 125,000            | 124,991           | 124,991                     | -           | -                            | -       |
| Wireless Network Upgrade and CAT 6 Data Port Upgrade<br>Project Number: 047185003 | 145,000            | 74,216            | 74,216                      | -           | -                            | -       |
| Single Point of Entry<br>Project Number: P.001833                                 | 233,000            | 233,000           | 207,032                     | 2,318       | 315                          | 23,335  |
| School Choice Enhancement<br>Project Number: P.002173                             | 100,000            | 100,000           | 10,132                      | 56,837      | -                            | 33,031  |
| <b>Orange Brook Elementary School</b>   |                    |                   |                             |             |                              |         |
| Additional Computers to Close Gap<br>Project Number: 071185002                    | 235,000            | 234,983           | 234,983                     | -           | -                            | -       |
| Wireless Network Upgrade and CAT 6 Data Port Upgrade<br>Project Number: 071185003 | 47,000             | 16,594            | 16,594                      | -           | -                            | -       |
| Music Instruments<br>Project Number: 071185009                                    | 50,000             | 50,000            | 43,105                      | 603         | 6,278                        | 14      |
| School Choice Enhancement<br>Project Number: P.001815                             | 100,000            | 100,000           | 65,211                      | 207         | 34,028                       | 554     |
| <b>Oriole Elementary School</b>   |                    |                   |                             |             |                              |         |
| Technology Infrastructure Upgrade<br>Project Number: 183185001                    | 4,000              | 3,970             | 3,970                       | -           | -                            | -       |

\* Project expenditures include, but are not limited to, construction costs, design costs, permitting costs, advertising costs during the planning and procurement phase, equipment, work orders, and Program Management fees.

There may be some additional financial activity on these projects as the final payments are made and all of the purchase orders are closed-out. When the projects are closed-out remaining balances (savings) are reported to the School Board and returned to the Capital Reserve.

This is a budget and expenditure activity report, and is not a construction status report.  
The accompanying introduction and notes are an integral part of this budget activity report.



# SMART Program Budget Activity Report

## Completed and Meets Standard Projects Detail Schedule for Quarter Ended September 30, 2018



GOB Referendum Approved by Voters on 11/4/2014 - 46 Months Since Approval

| School/<br>Project   | Original<br>Budget | Current<br>Budget | Prior Years<br>Expenditures | Commitments | Current Year<br>Expenditures | Balance |
|--|--------------------|-------------------|-----------------------------|-------------|------------------------------|---------|
| <b>Oriole Elementary School</b>  |                    |                   |                             |             |                              |         |
| Additional Computers to Close<br>Gap<br>Project Number: 183185002                    | 199,000            | 198,972           | 198,972                     | -           | -                            | -       |
| Wireless Network Upgrade and<br>CAT 6 Data Port Upgrade<br>Project Number: 183185003 | 39,000             | 32,340            | 32,340                      | -           | -                            | 0       |
| <b>Palm Cove Elementary School</b>   |                    |                   |                             |             |                              |         |
| Technology Infrastructure<br>Upgrade<br>Project Number: 331185001                    | 30,000             | 29,917            | 29,917                      | -           | -                            | -       |
| Additional Computers to Close<br>Gap<br>Project Number: 331185002                    | 144,000            | 143,864           | 143,864                     | -           | -                            | -       |
| Wireless Network Upgrade and<br>CAT 6 Data Port Upgrade<br>Project Number: 331185003 | 114,000            | 68,184            | 68,184                      | -           | -                            | -       |
| Music Instruments<br>Project Number: 331185009                                       | 50,000             | 50,000            | 49,736                      | -           | -                            | 264     |
| <b>Palmview Elementary School</b>  |                    |                   |                             |             |                              |         |
| Technology Infrastructure<br>Upgrade<br>Project Number: 113185001                    | 9,000              | 4,236             | 4,236                       | -           | -                            | -       |
| Additional Computers to Close<br>Gap<br>Project Number: 113185002                    | 202,000            | 202,000           | 202,000                     | -           | -                            | -       |
| Wireless Network Upgrade and<br>CAT 6 Data Port Upgrade<br>Project Number: 113185003 | 66,000             | 46,987            | 46,987                      | -           | -                            | -       |
| Music Instruments<br>Project Number: 113185009                                       | 50,000             | 50,000            | -                           | -           | -                            | 50,000  |

\* Project expenditures include, but are not limited to, construction costs, design costs, permitting costs, advertising costs during the planning and procurement phase, equipment, work orders, and Program Management fees.

There may be some additional financial activity on these projects as the final payments are made and all of the purchase orders are closed-out. When the projects are closed-out remaining balances (savings) are reported to the School Board and returned to the Capital Reserve.

This is a budget and expenditure activity report, and is not a construction status report.  
The accompanying introduction and notes are an integral part of this budget activity report.





# SMART Program Budget Activity Report

## Completed and Meets Standard Projects Detail Schedule for Quarter Ended September 30, 2018



GOB Referendum Approved by Voters on 11/4/2014 - 46 Months Since Approval

| School/<br>Project  | Original<br>Budget | Current<br>Budget | Prior Years<br>Expenditures | Commitments | Current Year<br>Expenditures | Balance |
|---|--------------------|-------------------|-----------------------------|-------------|------------------------------|---------|
| <b>Panther Run Elementary School</b>  |                    |                   |                             |             |                              |         |
| Technology Infrastructure Upgrade<br>Project Number: 357185001                    | 113,000            | 97,289            | 97,289                      | -           | -                            | -       |
| Additional Computers to Close Gap<br>Project Number: 357185002                    | 148,000            | 147,665           | 147,665                     | -           | -                            | -       |
| Wireless Network Upgrade and CAT 6 Data Port Upgrade<br>Project Number: 357185003 | 44,000             | 38,538            | 38,538                      | -           | -                            | -       |
| Music Instruments<br>Project Number: 357185009                                    | 50,000             | 50,000            | 37,444                      | 12,556      | -                            | -       |
| <b>Paragon Academy of Technology</b>  |                    |                   |                             |             |                              |         |
| Charter School Technology<br>Project Number: 538185004                            | 37,464             | 37,451            | 37,451                      | -           | -                            | -       |
| <b>Park Lakes Elementary School</b>   |                    |                   |                             |             |                              |         |
| Technology Infrastructure Upgrade<br>Project Number: 376185001                    | 34,000             | 19,956            | 19,956                      | -           | -                            | -       |
| Additional Computers to Close Gap<br>Project Number: 376185002                    | 236,000            | 235,867           | 235,867                     | -           | -                            | -       |
| Wireless Network Upgrade and CAT 6 Data Port Upgrade<br>Project Number: 376185003 | 122,000            | 78,275            | 78,275                      | -           | -                            | -       |
| Music Instruments<br>Project Number: 376185009                                    | 50,000             | 50,000            | 18,819                      | 31,073      | -                            | 108     |
| <b>Park Ridge Elementary School</b>   |                    |                   |                             |             |                              |         |
| Technology Infrastructure Upgrade<br>Project Number: 195185001                    | 97,000             | 28,739            | 28,739                      | -           | -                            | -       |

\* Project expenditures include, but are not limited to, construction costs, design costs, permitting costs, advertising costs during the planning and procurement phase, equipment, work orders, and Program Management fees.

There may be some additional financial activity on these projects as the final payments are made and all of the purchase orders are closed-out. When the projects are closed-out remaining balances (savings) are reported to the School Board and returned to the Capital Reserve.

This is a budget and expenditure activity report, and is not a construction status report. The accompanying introduction and notes are an integral part of this budget activity report.



# SMART Program Budget Activity Report

## Completed and Meets Standard Projects Detail Schedule for Quarter Ended September 30, 2018



GOB Referendum Approved by Voters on 11/4/2014 - 46 Months Since Approval

| School/<br>Project   | Original<br>Budget | Current<br>Budget | Prior Years<br>Expenditures | Commitments | Current Year<br>Expenditures | Balance |
|--|--------------------|-------------------|-----------------------------|-------------|------------------------------|---------|
| <b>Park Ridge Elementary School</b>  |                    |                   |                             |             |                              |         |
| Additional Computers to Close<br>Gap<br>Project Number: 195185002                    | 147,000            | 146,897           | 146,897                     | -           | -                            | -       |
| Wireless Network Upgrade and<br>CAT 6 Data Port Upgrade<br>Project Number: 195185003 | 67,000             | 44,625            | 44,625                      | -           | -                            | -       |
| Music Instruments<br>Project Number: 195185009                                       | 50,000             | 50,000            | 33,872                      | -           | 15,946                       | 182     |
| <b>Park Springs Elementary School</b>  |                    |                   |                             |             |                              |         |
| Technology Infrastructure<br>Upgrade<br>Project Number: 317185001                    | 56,000             | 22,286            | 22,286                      | -           | -                            | -       |
| Additional Computers to Close<br>Gap<br>Project Number: 317185002                    | 258,000            | 257,873           | 257,873                     | -           | -                            | -       |
| Wireless Network Upgrade and<br>CAT 6 Data Port Upgrade<br>Project Number: 317185003 | 116,000            | 74,085            | 74,085                      | -           | -                            | -       |
| <b>Park Trails Elementary School</b>   |                    |                   |                             |             |                              |         |
| Technology Infrastructure<br>Upgrade<br>Project Number: 378185001                    | 23,000             | -                 | -                           | -           | -                            | -       |
| Additional Computers to Close<br>Gap<br>Project Number: 378185002                    | 349,000            | 348,873           | 348,873                     | -           | -                            | -       |
| Wireless Network Upgrade and<br>CAT 6 Data Port Upgrade<br>Project Number: 378185003 | 142,000            | 82,249            | 82,249                      | -           | -                            | -       |
| Music Instruments<br>Project Number: 378185009                                       | 50,000             | 50,000            | 13,379                      | 36,621      | -                            | -       |

\* Project expenditures include, but are not limited to, construction costs, design costs, permitting costs, advertising costs during the planning and procurement phase, equipment, work orders, and Program Management fees.

There may be some additional financial activity on these projects as the final payments are made and all of the purchase orders are closed-out. When the projects are closed-out remaining balances (savings) are reported to the School Board and returned to the Capital Reserve.

This is a budget and expenditure activity report, and is not a construction status report.  
The accompanying introduction and notes are an integral part of this budget activity report.



# SMART Program Budget Activity Report

## Completed and Meets Standard Projects Detail Schedule for Quarter Ended September 30, 2018



GOB Referendum Approved by Voters on 11/4/2014 - 46 Months Since Approval

| School/<br>Project  | Original<br>Budget | Current<br>Budget | Prior Years<br>Expenditures | Commitments | Current Year<br>Expenditures | Balance |
|---|--------------------|-------------------|-----------------------------|-------------|------------------------------|---------|
| <b>Parkside Elementary School</b>   |                    |                   |                             |             |                              |         |
| Technology Infrastructure Upgrade<br>Project Number: 363185001                    | 104,000            | 78,310            | 78,310                      | -           | -                            | -       |
| Additional Computers to Close Gap<br>Project Number: 363185002                    | 128,000            | 127,964           | 127,964                     | -           | -                            | -       |
| Wireless Network Upgrade and CAT 6 Data Port Upgrade<br>Project Number: 363185003 | 40,000             | 31,864            | 31,864                      | -           | -                            | -       |
| Music Instruments<br>Project Number: 363185009                                    | 50,000             | 50,000            | 49,964                      | 29          | -                            | 7       |
| <b>Parkway Middle School</b>  |                    |                   |                             |             |                              |         |
| Technology Infrastructure Upgrade<br>Project Number: 070185001                    | 9,000              | 8,958             | 8,958                       | -           | -                            | -       |
| Wireless Network Upgrade and CAT 6 Data Port Upgrade<br>Project Number: 070185003 | 179,000            | 137,434           | 137,434                     | -           | -                            | -       |
| Music Instruments<br>Project Number: 070185009                                    | 5,000              | 5,000             | 4,566                       | 432         | -                            | 2       |
| Re-Roofing of Bldgs. 22 and 24<br>Project Number: P.001617                        | 754,360            | 754,360           | 754,360                     | -           | -                            | -       |
| <b>Pasadena Lakes Elementary School</b>   |                    |                   |                             |             |                              |         |
| Technology Infrastructure Upgrade<br>Project Number: 207185001                    | 17,000             | 17,000            | 17,000                      | -           | -                            | -       |
| Additional Computers to Close Gap<br>Project Number: 207185002                    | 59,000             | 58,975            | 58,975                      | -           | -                            | -       |

\* Project expenditures include, but are not limited to, construction costs, design costs, permitting costs, advertising costs during the planning and procurement phase, equipment, work orders, and Program Management fees.

There may be some additional financial activity on these projects as the final payments are made and all of the purchase orders are closed-out. When the projects are closed-out remaining balances (savings) are reported to the School Board and returned to the Capital Reserve.

This is a budget and expenditure activity report, and is not a construction status report. The accompanying introduction and notes are an integral part of this budget activity report.



# SMART Program Budget Activity Report

## Completed and Meets Standard Projects Detail Schedule for Quarter Ended September 30, 2018



GOB Referendum Approved by Voters on 11/4/2014 - 46 Months Since Approval

| School/<br>Project   | Original<br>Budget | Current<br>Budget | Prior Years<br>Expenditures | Commitments | Current Year<br>Expenditures | Balance |
|--|--------------------|-------------------|-----------------------------|-------------|------------------------------|---------|
| <b>Pasadena Lakes Elementary School</b>  |                    |                   |                             |             |                              |         |
| Wireless Network Upgrade and<br>CAT 6 Data Port Upgrade<br>Project Number: 207185003 | 93,000             | 92,956            | 92,956                      | -           | -                            | -       |
| Music Instruments<br>Project Number: 207185009                                       | 50,000             | 50,000            | -                           | -           | -                            | 50,000  |
| School Choice Enhancement<br>Project Number: P.001783                                | 100,000            | 100,000           | 81,306                      | 16,967      | 1,300                        | 427     |
| <b>Pathways Academy Charter School</b>   |                    |                   |                             |             |                              |         |
| Charter School Technology<br>Project Number: 537285004                               | 81,221             | 81,217            | 81,217                      | -           | -                            | -       |
| <b>Pembroke Lakes Elementary School</b>  |                    |                   |                             |             |                              |         |
| Technology Infrastructure<br>Upgrade<br>Project Number: 266185001                    | 51,000             | 32,680            | 32,680                      | -           | -                            | -       |
| Additional Computers to Close<br>Gap<br>Project Number: 266185002                    | 90,000             | 89,921            | 89,921                      | -           | -                            | -       |
| Wireless Network Upgrade and<br>CAT 6 Data Port Upgrade<br>Project Number: 266185003 | 84,000             | 53,812            | 53,812                      | -           | -                            | -       |
| Music Instruments<br>Project Number: 266185009                                       | 50,000             | 50,000            | 49,775                      | 71          | 111                          | 43      |
| <b>Pembroke Pines Elementary School</b>  |                    |                   |                             |             |                              |         |
| Additional Computers to Close<br>Gap<br>Project Number: 122185002                    | 109,000            | 108,782           | 108,782                     | -           | -                            | -       |
| Wireless Network Upgrade and<br>CAT 6 Data Port Upgrade<br>Project Number: 122185003 | 75,000             | 53,727            | 53,727                      | -           | -                            | -       |

\* Project expenditures include, but are not limited to, construction costs, design costs, permitting costs, advertising costs during the planning and procurement phase, equipment, work orders, and Program Management fees.

There may be some additional financial activity on these projects as the final payments are made and all of the purchase orders are closed-out. When the projects are closed-out remaining balances (savings) are reported to the School Board and returned to the Capital Reserve.

This is a budget and expenditure activity report, and is not a construction status report.  
The accompanying introduction and notes are an integral part of this budget activity report.



# SMART Program Budget Activity Report

## Completed and Meets Standard Projects Detail Schedule for Quarter Ended September 30, 2018



GOB Referendum Approved by Voters on 11/4/2014 - 46 Months Since Approval

| School/<br>Project  | Original<br>Budget | Current<br>Budget | Prior Years<br>Expenditures | Commitments | Current Year<br>Expenditures | Balance |
|---|--------------------|-------------------|-----------------------------|-------------|------------------------------|---------|
| <b>Pembroke Pines Elementary School</b>   |                    |                   |                             |             |                              |         |
| Music Instruments<br>Project Number: 122185009                                    | 50,000             | 50,000            | 49,564                      | 435         | -                            | 1       |
| <b>Perry, Annabel C. Elementary School</b>  |                    |                   |                             |             |                              |         |
| Technology Infrastructure Upgrade<br>Project Number: 163185001                    | 44,000             | 20,127            | 20,127                      | -           | -                            | -       |
| Additional Computers to Close Gap<br>Project Number: 163185002                    | 162,000            | 161,809           | 161,809                     | -           | -                            | -       |
| Wireless Network Upgrade and CAT 6 Data Port Upgrade<br>Project Number: 163185003 | 107,000            | 64,298            | 64,298                      | -           | -                            | -       |
| School Choice Enhancement<br>Project Number: P.001766                             | 100,000            | 100,000           | 99,645                      | -           | 351                          | 4       |
| <b>Peters Elementary School</b>   |                    |                   |                             |             |                              |         |
| Additional Computers to Close Gap<br>Project Number: 093185002                    | 154,000            | 153,964           | 153,964                     | -           | -                            | -       |
| Wireless Network Upgrade and CAT 6 Data Port Upgrade<br>Project Number: 093185003 | 102,000            | 55,697            | 55,697                      | -           | -                            | -       |
| Music Instruments<br>Project Number: 093185009                                    | 50,000             | 50,000            | 49,996                      | -           | -                            | 4       |
| <b>Pine Ridge Education Center</b>  |                    |                   |                             |             |                              |         |
| Wireless Network Upgrade and CAT 6 Data Port Upgrade<br>Project Number: 065385003 | 19,000             | 18,969            | 18,969                      | -           | -                            | -       |
| School Choice Enhancement<br>Project Number: P.001868                             | 100,000            | 100,000           | 96,212                      | 3,788       | -                            | -       |

\* Project expenditures include, but are not limited to, construction costs, design costs, permitting costs, advertising costs during the planning and procurement phase, equipment, work orders, and Program Management fees.

There may be some additional financial activity on these projects as the final payments are made and all of the purchase orders are closed-out. When the projects are closed-out remaining balances (savings) are reported to the School Board and returned to the Capital Reserve.

This is a budget and expenditure activity report, and is not a construction status report. The accompanying introduction and notes are an integral part of this budget activity report.



# SMART Program Budget Activity Report

## Completed and Meets Standard Projects Detail Schedule for Quarter Ended September 30, 2018



GOB Referendum Approved by Voters on 11/4/2014 - 46 Months Since Approval

| School/<br>Project   | Original<br>Budget | Current<br>Budget | Prior Years<br>Expenditures | Commitments | Current Year<br>Expenditures | Balance |
|--|--------------------|-------------------|-----------------------------|-------------|------------------------------|---------|
| <b>Pines Lakes Elementary School</b>   |                    |                   |                             |             |                              |         |
| Additional Computers to Close<br>Gap<br>Project Number: 286185002                    | 160,000            | 159,922           | 159,922                     | -           | -                            | -       |
| Wireless Network Upgrade and<br>CAT 6 Data Port Upgrade<br>Project Number: 286185003 | 81,000             | 62,460            | 62,460                      | -           | -                            | -       |
| Music Instruments<br>Project Number: 286185009                                       | 50,000             | 50,000            | 43,183                      | 209         | 6,577                        | 31      |
| <b>Pines Middle School</b>   |                    |                   |                             |             |                              |         |
| Additional Computers to Close<br>Gap<br>Project Number: 188185002                    | 244,000            | 244,000           | 244,000                     | -           | -                            | -       |
| Wireless Network Upgrade and<br>CAT 6 Data Port Upgrade<br>Project Number: 188185003 | 18,000             | 3,056             | 3,056                       | -           | -                            | -       |
| Music Instruments<br>Project Number: 188185009                                       | 100,000            | 100,000           | 99,998                      | -           | -                            | 2       |
| <b>Pinewood Elementary School</b>  |                    |                   |                             |             |                              |         |
| Technology Infrastructure<br>Upgrade<br>Project Number: 281185001                    | 8,000              | 7,968             | 7,968                       | -           | -                            | -       |
| Additional Computers to Close<br>Gap<br>Project Number: 281185002                    | 88,000             | 87,948            | 87,948                      | -           | -                            | -       |
| Wireless Network Upgrade and<br>CAT 6 Data Port Upgrade<br>Project Number: 281185003 | 104,000            | 100,374           | 100,374                     | -           | -                            | -       |
| Music Instruments<br>Project Number: 281185009                                       | 50,000             | 50,000            | 42,478                      | 7,516       | -                            | 6       |

\* Project expenditures include, but are not limited to, construction costs, design costs, permitting costs, advertising costs during the planning and procurement phase, equipment, work orders, and Program Management fees.

There may be some additional financial activity on these projects as the final payments are made and all of the purchase orders are closed-out. When the projects are closed-out remaining balances (savings) are reported to the School Board and returned to the Capital Reserve.

This is a budget and expenditure activity report, and is not a construction status report.  
The accompanying introduction and notes are an integral part of this budget activity report.

